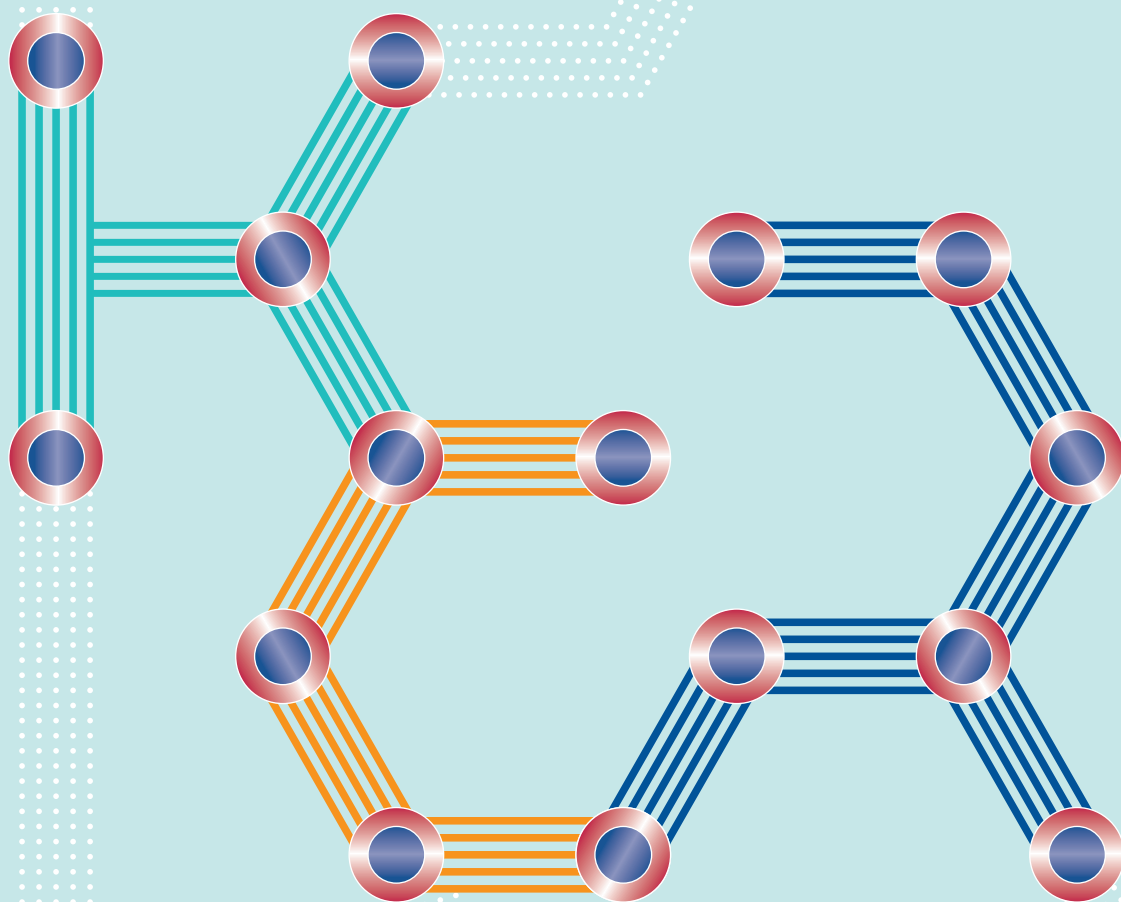




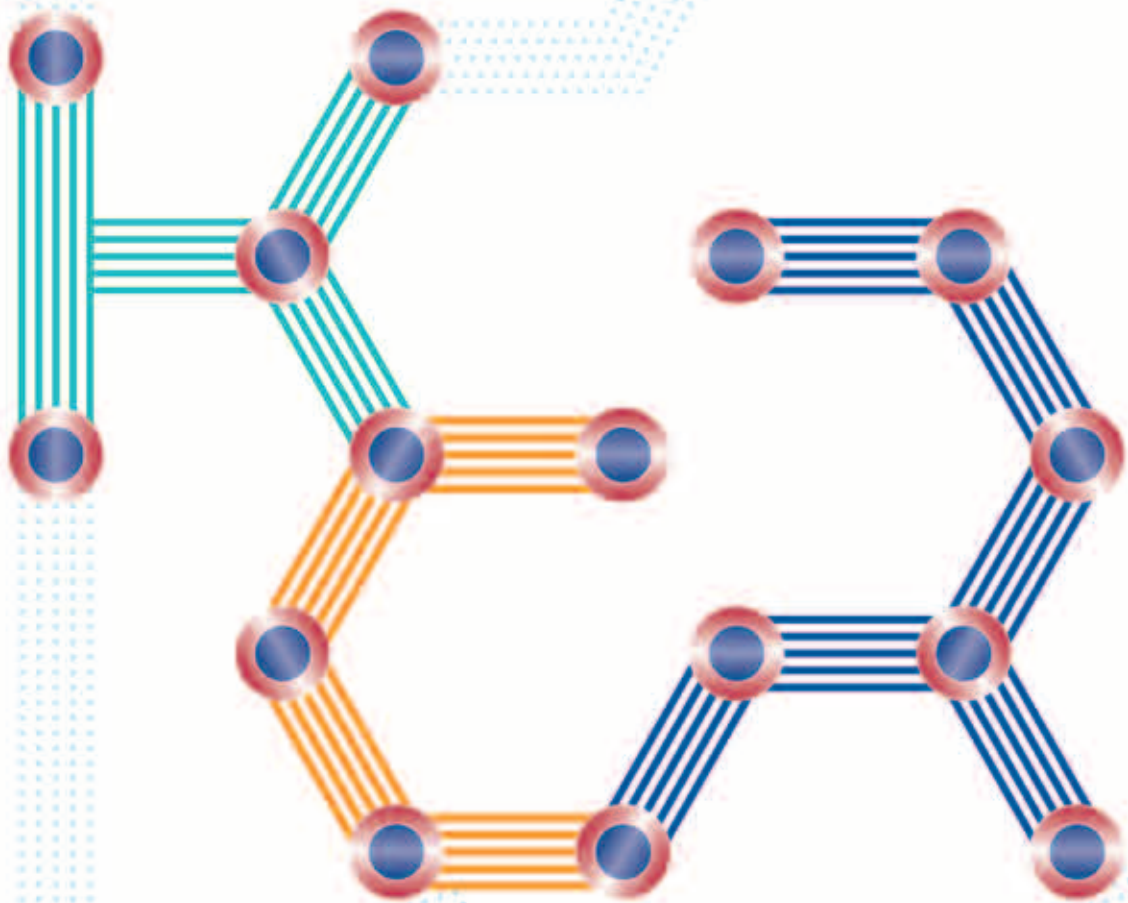
**KCR**

九廣鐵路

KOWLOON-CANTON RAILWAY CORPORATION



**ANNUAL REPORT 2015**



# Contents

2	MANAGING BOARD & KEY MANAGEMENT
4	CHAIRMAN'S STATEMENT
6	CHIEF OFFICER'S STATEMENT AND BUSINESS REVIEW
11	CORPORATE GOVERNANCE REPORT
16	REPORT OF THE MEMBERS OF THE MANAGING BOARD
20	INDEPENDENT AUDITOR'S REPORT
22	FINANCIAL STATEMENTS AND NOTES
83	FIVE-YEAR STATISTICS

# Managing Board & Key Management

## Managing Board



Professor K C Chan GBS, JP  
PhD  
Chairman  
Secretary for Financial Services and the Treasury of the Hong Kong Special Administrative Region Government



Professor Anthony Cheung Bing-leung GBS, JP  
PhD  
Secretary for Transport and Housing of the Hong Kong Special Administrative Region Government



Elizabeth Tse Man-ye, JP  
Member of Audit Committee  
Permanent Secretary for Financial Services and the Treasury (Treasury) of the Hong Kong Special Administrative Region Government



Mable Chan, JP  
Member of Audit Committee  
Deputy Secretary for Financial Services and the Treasury (Treasury) of the Hong Kong Special Administrative Region Government

## Key Management



Edmund K H Leung, SBS, OBE, JP  
BSc(Eng), CEng, R.P.E., FHKIE, FIMechE, FCIBSE, FIEAust., FHKEng  
Chief Officer



Michael J Arnold  
BSc, CEng, MICE, MCIHT  
Senior Manager-Administration  
Company Secretary



Joseph Lai Yee-tak, JP  
Permanent Secretary for  
Transport and Housing  
(Transport) of the Hong Kong  
Special Administrative Region  
Government



Martin Siu Man-tat, JP  
FCCA, CPA  
Chairperson of Audit Committee  
Director of Accounting  
Services of the Hong Kong  
Special Administrative Region  
Government



Julian P Walsh  
MA, ACA, CPA  
Senior Manager-Finance

## Chairman's Statement

The Corporation's financial results showed continuous improvement in 2015. The Fixed and Variable Annual Payments made by the MTR Corporation Limited (MTRCL) under the Service Concession Agreement are the major revenues of the Corporation. These two payments together amounted to HK\$2,399 million for 2015, an increase of HK\$177 million as compared with 2014, reflecting the growth in fare and non-fare revenues earned by MTRCL from the Kowloon-Canton Railway (KCR) network.

Following the rail merger in December 2007, the primary responsibility of the Corporation has been to oversee the 50-year service concession granted to MTRCL for operating the KCR network on a day-to-day basis. While the Corporation's business has fundamentally shifted from railway operation to one which focusses on asset holding and treasury management, the Corporation's activities are governed by its Ordinance which requires that it should conduct business activities in a prudent commercial manner.

From KCRC being first established in 1982 until the rail merger, the Corporation's accounts consistently showed an annual profit. With the rail merger, this picture changed. The Corporation's annual revenues were reduced, although depreciation charges on its earlier investments in constructing new railways such as West Rail and the East Rail Extensions still remained relatively high. Interest charges on the Corporation's then HK\$18 billion largely fixed rate debt portfolio were also significantly higher than what might now be expected in today's low interest rate environment.

This does not mean to say that such changes were unexpected. At the time of the Corporation agreeing to accept the terms for the rail merger, the Corporation considered the risks associated with continuing to be responsible for operating the

KCR network against the financial security to be gained from passing those risks onto MTRCL in exchange for a more prudent approach of receiving a guaranteed share of revenue for the next 50 years. It was recognised that in the initial years, KCRC could expect to show accounting losses in its annual financial statements. But over the 50 years of the Service Concession Agreement the end result, after forecasts of future revenue and expenditure were discounted to present value, was expected to be little different to that had KCRC otherwise chosen to retain its railway operations.

Moreover, although the annual accounts after 2007 show a loss before tax, most of the loss comprise non-cash depreciation charges on the Corporation's railway assets. Other than in 2009, when the Corporation had to incur substantial one-off expenditure on repaying maturing pre-rail-merger debt as well as make a significant adjustment in the fair value of investment instruments, the Corporation has enjoyed a healthy and growing annual operating profit before depreciation, amortisation and impairment.

As reflected in more detail in the Chief Officer's Statement, the Corporation's operating profit increased again in 2015, while the accounting loss reduced yet further. I expect the Corporation to return to long-term accounting profitability in the not too distant future.

Given yet another successful year for the Corporation, I would therefore take this opportunity to thank the other Members of the Board and Management for their sterling effort and support during 2015.

**Professor K C Chan, GBS, JP**

Chairman

6 April 2016



*“ The Corporation’s operating profit increased again in 2015... ”*



*“ ...the Corporation received service concession payments totalling HK\$2,399 million for 2015. ”*





## Chief Officer's Statement and Business Review

The Corporation, being a statutory body, is subject to the KCRC Ordinance. The Ordinance requires that the Corporation prepare its annual accounts adopting commercial accounting standards. In so doing, the Corporation has always undertaken to comply as far as is practicable with the requirements imposed on companies listed on The Stock Exchange of Hong Kong Limited.

A new Companies Ordinance (Cap. 622) came into effect in 2014. This requires, amongst other matters, that companies should include in their annual accounts for 2015 a "Business Review". The Business Review is intended to cover issues such as environmental policies and performance, compliance with relevant laws and regulations, key relationships and key performance indicators.

Although not subject to the Companies Ordinance, the Corporation decided to include a Business Review in its annual accounts starting in the financial year ending 31 December 2014. This is therefore the second year that I have included a Business Review in my annual statement.

While the Corporation enjoys significant annual revenues, the asset holding nature of its business since the rail merger in December 2007 causes it to have little impact on the environment when compared with companies of similar turnover. Despite this, continuous effort is still made to reduce to the practical minimum the Corporation's environmental footprint by placing greater reliance on electronic business management and record systems rather than on more traditional paper based systems.

During 2015 I can report that the Corporation has complied with relevant laws and regulations.

The Corporation has two key relationships. The first is with the Government as its sole shareholder and the second is with the MTR Corporation Limited (MTRCL) as the operator of the KCR network under the Service Concession Agreement. The Corporation aims to maintain a business-like but cooperative relationship at all times with these two organisations.

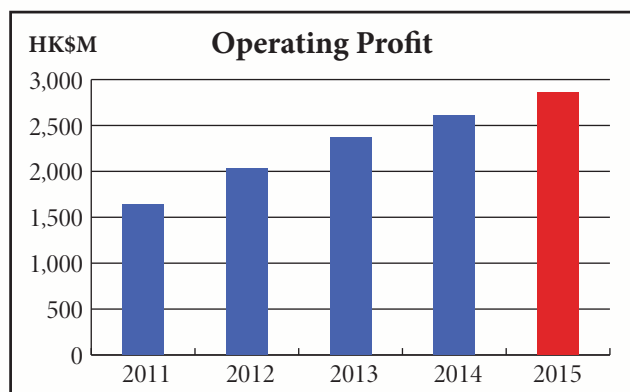
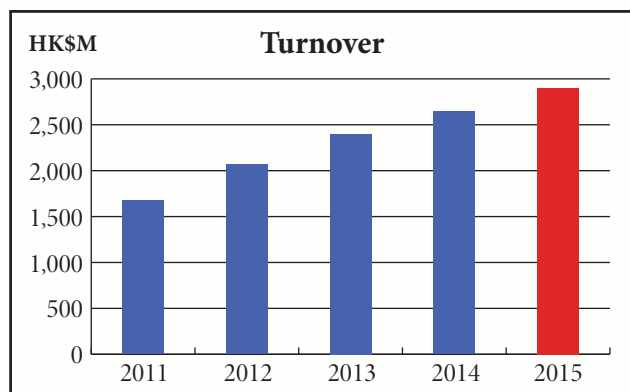
Prior to the rail merger, the Corporation's focus was on operating the KCR network. With MTRCL having been granted a Service Concession Agreement in December 2007 to operate the Corporation's network, the present-day focus of the Corporation is mainly on achieving a stable and improving financial performance, the intention being that before long it will return to sustained long-term accounting profitability.

In 2014 the Corporation decided to adopt four Key Performance Indicators, namely Turnover, Operating Profit, Debt to Equity Ratio and Interest Cover. This year we have added a fifth Indicator – Accounting Losses.

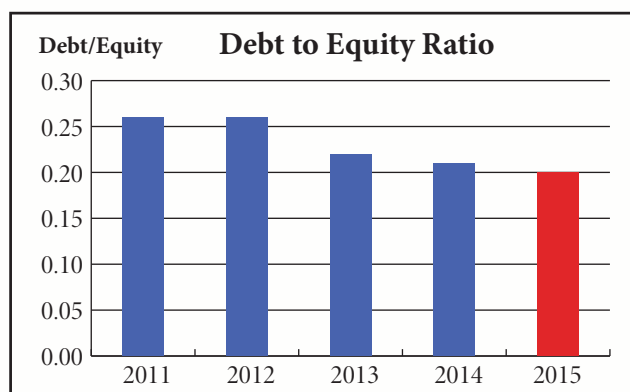
The first two Indicators show the Corporation's financial performance, the next two its ability to meet its debt obligations, and the fifth, its progress being made towards returning to sustained long-term accounting profitability.

## Chief Officer's Statement and Business Review

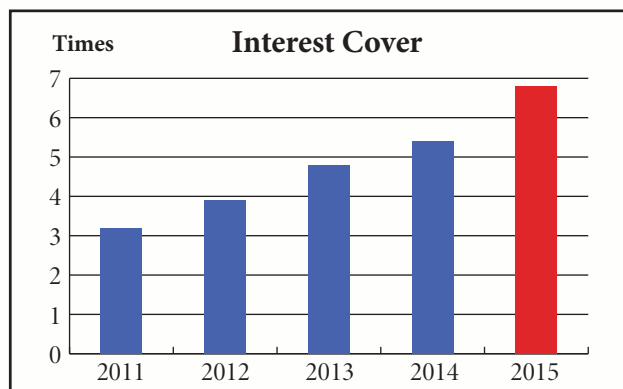
The first four charts show the Key Performance Indicators for the past five years, including 2015. The fifth chart, which is new, extends this to seven years, the reasons for which are explained later.



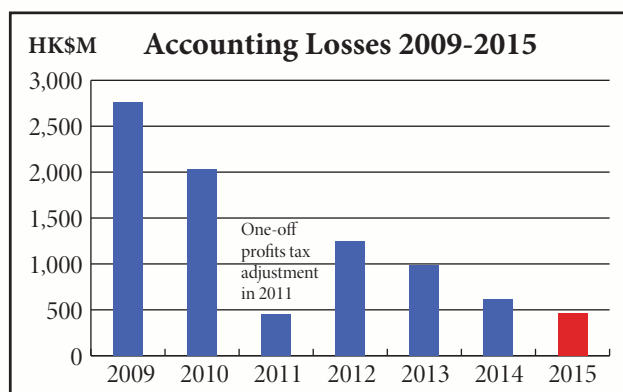
See Note 1



See Note 2



See Note 3



Note 1: Operating Profit is before depreciation, amortisation and impairment.

Note 2: Debt to Equity Ratio =  $\frac{\text{Interest bearing borrowings}}{\text{Total equity}}$

Note 3: Interest Cover =  $\frac{\text{Operating profit before depreciation, amortisation and impairment} + \text{Interest and finance income} + \text{Share of profit of associate}}{\text{Interest and finance expenses}}$

The major revenues received by the Corporation arise from the annual payments made by MTRCL under the Service Concession Agreement. The Variable Annual Payment from MTRCL for 2015 increased by some 12% when compared with 2014, from HK\$1,472 million to HK\$1,649 million. This increase reflects the continued growth in fare and non-fare revenues earned by MTRCL from the KCR network due to increasing passenger numbers and railway-related commercial activities such as the leasing of station shops.

The Variable Annual Payment, when added to the Fixed Annual Payment of HK\$750 million that is also required of MTRCL, means that the Corporation received service concession payments totalling HK\$2,399 million for 2015.

The Corporation also received property rental income of HK\$34 million from leasing the 7th to 10th floors of Citylink Plaza, dividend of HK\$55 million arising from KCRC's 22.1% shareholding in Octopus Holdings Limited and interest income of HK\$67 million from investment of the Corporation's retained cash.

Operating costs (before depreciation, amortisation and impairment), interest and finance expenses amounted to HK\$494 million for 2015. Interest charges on the Corporation's debt portfolio of some HK\$10.7 billion as at the date of this statement accounted for HK\$452 million of this expenditure. As already reported in my 2014 statement, HK\$1 billion of previous debt was fully repaid on 2 February 2015. Remaining expenditure includes direct staff costs of HK\$7 million and HK\$29 million for outsourced support services provided by MTRCL and others.

The Corporation's operating profit for the year before depreciation, amortisation and impairment amounted to HK\$2,863 million, an increase of HK\$253 million (9.7%) from 2014.

Non-cash depreciation and amortisation charges for 2015 amounted to HK\$3,116 million, compared with HK\$3,115 million in 2014. The accounting net loss for the year was HK\$460 million, a decrease of some HK\$155 million on the loss of HK\$615 million recorded in 2014.

In recent years, the Corporation's annual accounting losses have declined rapidly. As shown in the fifth chart, 2009 was the peak year for accounting losses, due to increased depreciation charges arising from the completion that year of the Kowloon Southern Link project, the capital cost of which was fully funded by the Corporation; higher interest charges due to overlap in such charges resulting from the need to first refinance the bulk of the pre-rail-merger debt portfolio; and because MTRCL in that year needed only to make the Fixed Annual Payment of HK\$750 million (the full Variable Annual Payment only began in 2011).

No new projects have had to be constructed or railway assets replaced by the Corporation since 2009. Consequently, depreciation charges on the initial concession assets have gradually reduced. Interest charges have also fallen significantly, as a result of the Corporation having cash to fully repay any maturing notes and bonds without the need for any further refinancing, and by taking advantage of lower floating interest rates that have prevailed since then by swapping a significant proportion of the Corporation's fixed rate interest on debt into floating rates.

Against this background, the Corporation expects to return to sustainable long-term accounting profitability within a few short years, thereby enabling annual dividend payments to resume to the Government as the sole shareholder. The Corporation also expects to have the resources to be able to repay fully all remaining debts upon their maturity. In due time, therefore, the five Key Performance Indicators may need to be replaced or modified.

## Chief Officer's Statement and Business Review

Most businesses are exposed to a variety of commercial risks. With the Corporation's business being that of primarily a railway asset holding company, KCRC is largely shielded from such risks. All the normal commercial risks and uncertainties associated with operating the KCR network are borne by MTRCL under the Service Concession Agreement. The viability of the KCR network under MTRCL's railway operation, and thus payments to KCRC under the Service Concession Agreement appear relatively secure given Hong Kong's high population densities, busy road network and a growing demand for improved public transport services, especially for travel by rail.

Under the West Rail Shareholding Agreement, signed with the Government in February 2000, the Corporation is the majority shareholder of West Rail Property Development Limited (WRPDL) and its subsidiary companies. These companies, employing MTRCL as their project management agent, are responsible for developing eleven large residential and commercial sites located along the West Rail Line.

Following the award of the tender for the development of the site at Yuen Long Station in August 2015, tenders for nine of the eleven sites have been successfully awarded. Construction has further been completed and virtually all residential units sold at two sites, namely, Century Gateway, adjacent to Tuen Mun Station, and City Point, close to Tsuen Wan West Station. Preparations are now in hand to enable presale exercises to take place at several other sites in 2016.

As regards the two remaining sites at Kam Sheung Road Station and Pat Heung Maintenance Depot, their development depends on the current exercise to rezone these sites and further detailed planning work.

Looking ahead, it is expected that the future Express Rail Link (XRL), which is now expected to be completed in 2018, will have some impact on the existing East Rail intercity services and cross boundary services. The Corporation maintains a watching brief on progress. The Corporation awaits the Government's decision on the arrangements for the operation of the XRL.

The Corporation also continues to watch developments in respect of construction of the future Shatin to Central Link (SCL), since its future operation will be fully integrated with that of the existing KCR network, i.e. East Rail, Ma On Shan Rail and West Rail. The Government has indicated that it may consider vesting in, or leasing to, KCRC the SCL for inclusion in the service concession granted to MTRCL in 2007.

I would finally end my statement by expressing my gratitude to the Members of the Managing Board for their support to the management team over the past 12 months.

**Edmund K H Leung, SBS, OBE, JP**

BSc(Eng), CEng, R.P.E., FHKIE, FIMechE, FCIBSE,  
FIEAust, FHKEng  
Chief Officer  
6 April 2016

# Corporate Governance Report

## Corporate Governance

The Corporation maintains high standards of corporate governance. Being a statutory corporation established in Hong Kong by the Kowloon-Canton Railway Corporation Ordinance (Chapter 372 of the Laws of Hong Kong) (the KCRC Ordinance), it is not bound by The Stock Exchange of Hong Kong Limited Listing Rules. Nonetheless, it supports the principles of good corporate governance contained in the Cadbury Committee's Code of Best Practice to the extent that they are applicable to the Corporation. As a matter of policy, the Corporation complies with The Stock Exchange of Hong Kong Limited Code of Corporate Governance Practices (the Code) as set out in Appendix 14 to the Listing Rules to the extent that they are applicable to the Corporation, International Financial Reporting Standards issued by the International Accounting Standards Board, Hong Kong Financial Reporting Standards issued by the Hong Kong Institute of Certified Public Accountants, accounting principles generally accepted in Hong Kong and the applicable disclosure requirements of the Hong Kong Companies Ordinance.

## The Managing Board

The Corporation and its wholly or majority owned subsidiary companies are controlled through its Managing Board (the Board). The Board's main roles are to ensure that the Corporation complies in every respect with the provisions of the Ordinance to create value for its sole shareholder, to provide leadership to the Corporation, to approve the Corporation's strategic objectives and to ensure that the necessary financial and other resources are made available to Management to enable them to meet those objectives. The Board has a schedule of matters reserved for its approval. The specific responsibilities reserved for the Board include but are not limited to:

- (a) rules for conduct of the Corporation's business;
- (b) Three Year Business Plan, including revenue, expenses and capital budget for the ensuing year, annual manpower plan and pay review;

- (c) annual budget;
- (d) annual report and audited financial statements;
- (e) recommendations with respect to dividend payments;
- (f) major business strategies; and
- (g) award of major contracts and significant variations to those contracts.

In addition to the above, Management must report to the Board monthly on significant developments, together with the operating and financial results, information on use of the Corporate Seal, letting of major contracts, and any other matters which may be required by the Board from time to time. The Board has delegated all other authorities to carry out the Corporation's activities to the Chief Officer.

## The Roles of the Chairman and the Chief Officer

The division of responsibilities between the Chairman of the Board and the Chief Officer is clearly defined and has been approved by the Board. The non-executive Chairman leads the Board in the determination of its strategy and in the achievement of its objectives. The Chairman is responsible for the conduct of the business of the Board, ensuring its effectiveness and setting its agenda. The Chairman is not involved in the day-to-day business of the Corporation. The Chairman facilitates the effective contribution of non-executive Members of the Board and constructive relations between executive management and Members, ensuring that Members receive accurate, timely and clear information, as well as ensuring effective communication with the Corporation's sole shareholder. The Chief Officer has direct charge of the Corporation on a day-to-day basis and is accountable to the Board for the Corporation's financial and operational performance.



## Corporate Governance Report

### Members and Members' Independence

The Board currently comprises the Chairman and five other non-executive Members, all of whom are senior public office holders in the Government of the Hong Kong Special Administrative Region. All are appointed to the Board on an ex-officio basis by the Chief Executive of the Hong Kong Special Administrative Region. Members have, if required, access to independent professional advice at the Corporation's expense, in order for them to carry out their responsibilities. Notwithstanding that they are public office holders, Members are expected to be independent in their judgement. The names of Members together with their biographical details are set out on pages 2 and 3.

### Professionalism

Each Member receives information about the Corporation, the role of the Board and the matters reserved for its decision, the terms of reference and membership of the Board and its committees, and the powers delegated to those committees, the Corporation's corporate governance practices and procedures, including the powers reserved for the Corporation's senior executives, and the latest financial information about the Corporation. This is supplemented by visits to key locations and meetings with key senior executives. Throughout their period in office, Members are continually updated on the Corporation's business, the competitive and regulatory environments in which it operates, corporate social responsibility matters and other changes affecting the Corporation, and the industry it operates in as a whole, by written briefing papers and meetings with senior executives. Members are also advised of their legal and other duties and obligations as a Member of the Board by the

Company Secretary. They are regularly reminded of these duties and updated on changes to the legal and governance requirements which impact on the Corporation and themselves as Members of the Board. Regular reports and papers are circulated to Members in a timely manner in preparation for Board and Committee meetings. These papers are supplemented by information specifically requested by Members from time to time. All Members receive monthly management accounts and regular management reports, which enable them to scrutinise the Corporation's and management's performance against agreed objectives.

### The Company Secretary

The Company Secretary is responsible for advising the Board, through the Chairman, on all governance matters. Members have access to the advice and services of the Company Secretary.

### Relations with the Sole Shareholder

To fulfil the Chairman's obligations under the Ordinance and the Code, the Chairman gives feedback to the Board on issues raised with him by the Corporation's sole shareholder. The Corporation maintains a corporate website, [www.kcrc.com](http://www.kcrc.com), containing a wide range of information of interest to all stakeholders.

## Internal Control

The Board is ultimately responsible for the Corporation's system of internal control. It ensures through the Audit Committee that appropriate policies on internal control are in place and through this Committee seeks assurance that enables it to satisfy itself that the system is functioning effectively, and that the system of internal control is effective in managing risks in the manner which they are approved. Members are required to review the effectiveness of the Corporation's system of internal controls through the Audit Committee, including operational and compliance controls, risk management and the Corporation's internal control arrangements, and to consider and take appropriate action in respect of reports received from the external auditor on matters identified during the course of statutory audit work.

The Corporation views the careful management of risk as a key management activity. Managing business risk to deliver opportunities is a key element of all activities. This is done using a simple and

flexible framework that provides a consistent and sustained way of implementing the Corporation's values. These business risks, which may be strategic, operational, or reputation-related, are made known to Members. The business context determines in each situation the level of acceptable risk and controls.

## Board and Audit Committee Meetings

The Board usually meets quarterly, and on an ad hoc basis when appropriate. It is responsible, inter alia, for overall corporate strategy, approval of the Corporation's annual budget, major financing arrangements, and ensuring that sound administrative systems and procedures are in place. It reviews monthly the Corporation's operating results, and the progress made towards annual targets. With the position of Chief Executive Officer being left vacant from December 2007, the Board has delegated to the Chief Officer the authority for the management of day-to-day operations.

There were five Board and four Audit Committee Meetings held during the year up to 31 December 2015 and attended by Members as listed in the following table.

	<b>Board Meetings</b>	<b>Audit Committee Meetings</b>
Professor K C Chan (Note 1)	5	N.A.
Professor Anthony Cheung Bing-leung (Note 2)	5	N.A.
Ms Elizabeth Tse Man-yee	5	3
Mr Joseph Lai Yee-tak	5	N.A.
Ms Mable Chan	5	4
Mr Martin Siu Man-tat (Note 3)	5	4

Note 1. Chairman of the Board

Note 2. One Board meeting was attended by Mr Yau Shing-mu, the Acting Secretary for Transport and Housing.

Note 3. Chairperson of the Audit Committee.

## Corporate Governance Report

In 2015, a total of 65 decision and information papers were considered by Board Members.

### Audit Committee

During the year, the Audit Committee comprised Mr Martin Siu Man-tat (Chairperson), Ms Elizabeth Tse Man-ye, and Ms Mable Chan. All members of the Committee are non-executive Members. The Committee has at least one member possessing “recent and relevant experience”, namely, Mr Martin Siu Man-tat, who is a certified public accountant and is also the Director of Accounting Services of the Government of the Hong Kong Special Administrative Region.

Under its terms of reference, the Audit Committee monitors the integrity of the financial statements and any formal announcements relating to the Corporation’s performance. The Committee is responsible for monitoring the effectiveness of the external audit process and making recommendations to the Board in relation to the appointment, reappointment and remuneration of the external auditor. It is responsible for ensuring that an appropriate relationship between the Corporation and the external auditor is maintained, including reviewing non-audit services and fees. It also monitors the effectiveness of the Corporation’s systems of internal control and the processes for monitoring and evaluating the risks facing the Corporation. The Committee reviews the effectiveness of the internal audit function, which is currently provided by the internal audit department of the MTR Corporation Limited under an outsourcing arrangement, and is responsible for recommending to the Managing Board the renewal and termination of that outsourced service function. The Committee has undertaken to review its terms of reference at least once every three years and its effectiveness and, if appropriate, will recommend to the Board any changes required as a result of the review.

The Committee meets with Management, as well as privately with both the external and internal auditors. The Committee’s terms of reference are available from the Company Secretary and are displayed on the Corporation’s website, [www.kcrc.com](http://www.kcrc.com). In 2015 the Audit Committee discharged its responsibilities by:

- (a) reviewing the Corporation’s draft financial statements prior to Board approval;
- (b) reviewing the external auditor’s report thereon;
- (c) reviewing the appropriateness of the Corporation’s accounting policies;
- (d) reviewing the potential impact of the generally accepted accounting principles in Hong Kong on the Corporation’s financial statements;
- (e) reviewing, recommending or pre-approving audit fees or non-audit fees;
- (f) reviewing the external auditor’s plan for the audit of the Corporation’s financial statements; and
- (g) approving the annual internal audit plan and reviewing reports on the adequacy and effectiveness of systems of internal control, financial reporting and risk management.

The Audit Committee has taken on responsibility for monitoring the Corporation’s whistle blowing procedures, which ensure that appropriate arrangements are in place for employees to be able to raise matters of possible impropriety in confidence, with suitable subsequent follow-up action.

## Auditor's Independence and Objectivity

The Audit Committee monitors regularly and closely the non-audit services being provided to the Corporation and its subsidiary companies by its external auditor, who is appointed by the Chief Executive of the Hong Kong Special Administrative Region, to ensure that the provision of such services does not impair the external auditor's independence or objectivity. If and when appropriate the Committee will engage the services of alternative, appropriately qualified accounting firms to undertake non-audit services. When considering any non-audit work to be undertaken by the external auditor, the Committee is mindful of the need to be satisfied that the external auditor should not audit its own work, make management decisions for the Corporation or its subsidiaries, have a mutuality of financial interest with the Corporation or its subsidiaries, or be put in the role of advocate for the Corporation or its subsidiaries. The Committee also takes into consideration relevant professional and regulatory requirements so that these are not impaired by the provision of permissible non-audit services by the external auditor. Prior approval by the Audit Committee is required for any services provided by the external auditor. Any activities that may be perceived to be in conflict with the role of the external auditor must be submitted to the Committee for its consideration and approval prior to engagement. Details of the amounts paid to the external auditor during the year for audit and other services are set out in Note 7 (a) to the Financial Statements.

# Report of the Members of the Managing Board

The Members of the Managing Board have pleasure in submitting herewith their report and audited financial statements for the financial year ended 31 December 2015.

## Kowloon-Canton Railway Corporation Ordinance

The Kowloon-Canton Railway Corporation Ordinance (the KCRC Ordinance), enacted in 1982, established the Corporation and empowered it to operate the Kowloon-Canton Railway. Amendments in 1986 and 1998 empowered the Corporation to construct and operate Light Rail and new railways, and enabled the Government to inject equity into the Corporation to fund the construction of such new railways. Inter alia, the KCRC Ordinance contains provisions covering the appointments and roles of the Members of the Managing Board.

An amendment of the KCRC Ordinance in December 2001 provided for the separation of the functions and duties of the Chairman from those of the Chief Executive by creating the office of Chief Executive Officer of the Corporation. The Chief Executive Officer was also appointed as a Member of the Managing Board.

On 2 December 2007, following the enactment of the Rail Merger Ordinance, the MTR Corporation Limited commenced operating KCRC's railway assets by way of a service concession for an initial period of 50 years, which is extendable. KCRC retains ownership of the railway assets covered in the service concession agreement and should the MTR Corporation Limited fail to observe the terms of the agreement, there is provision for KCRC to take back and operate its assets. The Rail Merger Ordinance also made provision for the position of Chief Executive Officer to be left vacant, which the Managing Board agreed should be the case from 2 December 2007. Instead the Corporation appointed a Chief Officer, who is not a Member of the Managing Board, to head the executive management team.

## Principal Activities of the Corporation

The principal activities of the Corporation are –

- railway asset holder, with responsibility for monitoring that the MTR Corporation Limited complies with the terms of the service concession agreement
- investing the annual payments from the MTR Corporation Limited
- servicing the Corporation's outstanding debts
- managing its subsidiaries

The principal activities of the subsidiary companies incorporated to facilitate the undertaking of the above activities are set out in Note 17 to the Financial Statements.

## The Managing Board

The Board is the governing body of the Corporation with authority to exercise the duties conferred upon it by the KCRC Ordinance.

Members of the Board are all public officers (appointed ex-officio), being –

- Secretary for Financial Services and the Treasury, Professor K C Chan (Chairman);
- Secretary for Transport and Housing, Professor Anthony Cheung Bing-leung;
- Permanent Secretary for Financial Services and the Treasury (Treasury), Ms Elizabeth Tse Man-yeet;
- Permanent Secretary for Transport and Housing (Transport), Mr Joseph Lai Yee-tak;
- Deputy Secretary for Financial Services and the Treasury (Treasury), Ms Mable Chan; and



- Director of Accounting Services, Mr Martin Siu Man-tat.

Brief biographical details of Board Members are set out on pages 2 and 3.

### **Long-Term Planning, Business Planning and Financial Management Framework**

Business plans, incorporating triennial forecasts of income and expenditure, are prepared each year for submission to the Managing Board. The first year of the Business Plan forms the basis for formulating the Budget for that year.

There are defined procedures and regular quality reviews of the operation of the Corporation's computerised systems to ensure the accuracy and completeness of financial records and the efficiency of data processing. There are defined procedures for the appraisal, review and approval of all major capital projects, and all major expenditure and revenue contracts. All contracts over HK\$50 million and all consultancy services over HK\$10 million require the approval of the Managing Board. Operating and financial reports, comparing results against their respective budgets and providing updates on significant events, are put to and considered by the Managing Board on a monthly basis.

### **Corporate Governance**

As set out in the Corporate Governance Report, the Managing Board maintains high standards of corporate governance.

### **Indemnity of Members of the Managing Board**

A permitted indemnity provision (as defined in section 469 of the Hong Kong Companies Ordinance) for the benefit of the Members of the Managing Board of the Corporation is currently in force and was in force throughout this year.

### **Interests in Transactions, Arrangements or Contracts of Members of the Managing Board and Senior Executive Staff**

No transactions, arrangements or contracts of significance to which the Corporation or any of its subsidiaries was a party and in which a Member of the Managing Board, or Senior Executive Staff, had a material interest subsisted at the end of the year or at any time during the year.

At no time during the year was the Corporation or any of its subsidiaries a party to any arrangements to enable Members of the Managing Board, or Senior Executive Staff, to acquire benefits by means of the acquisition of shares in or debt securities of the Corporation or subsidiaries of the Corporation.

### **Financial Statements**

The results of the Group for the year ended 31 December 2015 and the Group's financial position at that date are set out in the Financial Statements on pages 22 to 82.

### **Fixed Assets**

Movements in fixed assets during the year are set out in Note 14 to the Financial Statements.

### **Share Capital**

Details of the Corporation's share capital are set out in Note 26 to the Financial Statements. Any further contributions of capital will be determined by the Government in consultation with the Corporation.

### **Dividend**

No dividend to the Government is proposed.

## Report of the Members of the Managing Board

### Interest and Finance Income/Expenses

Details of the Corporation's interest and finance income/expenses are set out in Note 9 to the Financial Statements.

### Interest-Bearing Borrowings

Details of the Corporation's interest-bearing borrowings are set out in Note 24 to the Financial Statements.

### Turnover, Financial Results and Financial Position

Details of the Corporation's turnover, financial results and financial position are set out in the Financial Statements, the Chief Officer's Statement and Business Review, and the Five-Year Statistics of the Annual Report.

### Going Concern

The Financial Statements on pages 22 to 82 have been prepared on a going concern basis. The Managing Board has approved the Corporation's budget for 2016 and is satisfied that the Corporation can operate in a viable manner for the foreseeable future.

### Responsibility for the Financial Statements

The KCRC Ordinance requires the Corporation to produce financial statements. In doing so, the Corporation complies with International Financial Reporting Standards issued by the International Accounting Standards Board, Hong Kong Financial Reporting Standards issued by the Hong Kong Institute of Certified Public Accountants, accounting principles generally accepted in Hong Kong, the applicable disclosure requirements of the Hong Kong Companies Ordinance, and produces financial statements that give a true and fair view of the Corporation's financial results and position for the financial year to which they relate.

### Auditor

In accordance with section 14B (4) of the KCRC Ordinance, KPMG were appointed as the auditor by the Chief Executive of the Hong Kong Special Administrative Region.

By order of the Managing Board

**Michael J Arnold**

Company Secretary

6 April 2016

# Contents

20	<b>Independent Auditor's Report</b>	55	15	Construction in progress
	<b>Financial Statements</b>	55	16	Deferred expenditure
22	Consolidated statement of comprehensive income	56	17	Investments in subsidiaries
23	Consolidated statement of financial position	57	18	Interest in associate
24	Consolidated statement of changes in equity	59	19	Other financial assets
25	Consolidated cash flow statement	59	20	Interest and other receivables
	<b>Notes to the Financial Statements</b>	60	21	Cash and cash equivalents
26	1 Establishment of the Corporation	61	22	Interest and other payables
26	2 Rail Merger with MTR Corporation Limited ("MTRCL")	62	23	Accrued charges and provisions for capital projects
27	3 Significant accounting policies	63	24	Interest-bearing borrowings
45	4 Changes in accounting policies	64	25	Deferred income
45	5 Turnover	66	26	Capital, reserves and dividends
46	6 Operating costs before depreciation, amortisation and impairment	67	27	Financial risk management and fair values of financial instruments
46	7 Operating profit before depreciation, amortisation and impairment	77	28	Notes to the consolidated cash flow statement
47	8 Depreciation and amortisation	78	29	Related parties
48	9 Interest and finance income/expenses	79	30	Corporation statement of financial position
48	10 Net (losses)/gains on changes in fair value of financial instruments	80	31	Outstanding commitments
49	11 Income tax	80	32	Retirement benefit scheme
50	12 Loss for the year wholly attributable to the sole shareholder of the Corporation	80	33	Debt facilities
50	13 Segment reporting	81	34	Contingent liabilities
51	14 Fixed assets and interest in leasehold land held for own use under operating leases	81	35	Impairment of railway assets
		81	36	Accounting estimates and judgements
		82	37	Possible impact of amendments, new standards and interpretations issued but not yet effective for the annual accounting year ended 31 December 2015
		83	<b>Five-Year Statistics</b>	

# Independent Auditor's Report

## Independent auditor's report to the members of the Managing Board of the Kowloon-Canton Railway Corporation

We have audited the consolidated financial statements of the Kowloon-Canton Railway Corporation ("the Corporation") and its subsidiaries (together "the Group") set out on pages 22 to 82, which comprise the consolidated statement of financial position as at 31 December 2015, the consolidated statement of comprehensive income, the consolidated statement of changes in equity and the consolidated cash flow statement for the year then ended and a summary of significant accounting policies and other explanatory information.

### Board Members' responsibilities for the consolidated financial statements

The Board Members of the Corporation are responsible for the preparation of consolidated financial statements that give a true and fair view in accordance with International Financial Reporting Standards issued by the International Accounting Standards Board, Hong Kong Financial Reporting Standards issued by the Hong Kong Institute of Certified Public Accountants and the Kowloon-Canton Railway Corporation Ordinance and for such internal control as the Board Members determine is necessary to enable the preparation of consolidated financial statements that are free from material misstatement, whether due to fraud or error.

### Auditor's responsibility

Our responsibility is to express an opinion on these consolidated financial statements based on our audit. This report is made solely to you, as a body, in accordance with section 14B(3) of the Kowloon-Canton Railway Corporation Ordinance, and for no other purpose. We do not assume responsibility towards or accept liability to any other person for the contents of this report.

We conducted our audit in accordance with Hong Kong Standards on Auditing issued by the Hong Kong Institute of Certified Public Accountants. Those standards require that we comply with ethical requirements and plan and perform the audit to obtain reasonable assurance about whether the consolidated financial statements are free from material misstatement.

An audit involves performing procedures to obtain audit evidence about the amounts and disclosures in the consolidated financial statements. The procedures selected depend on the auditor's judgement, including the assessment of the risks of material misstatement of the consolidated financial statements, whether due to fraud or error. In making those risk assessments, the auditor considers internal control relevant to the Corporation's preparation of the consolidated financial statements that give a true and fair view in order to design audit procedures that are appropriate in the circumstances, but not for the purpose of expressing an opinion on the effectiveness of the Corporation's internal control. An audit also includes evaluating the appropriateness of accounting policies used and the reasonableness of accounting estimates made by the Board Members, as well as evaluating the overall presentation of the consolidated financial statements.

We believe that the audit evidence we have obtained is sufficient and appropriate to provide a basis for our audit opinion.



## Opinion

In our opinion, the consolidated financial statements give a true and fair view of the financial position of the Group as at 31 December 2015 and of the Group's financial performance and cash flows for the year then ended in accordance with International Financial Reporting Standards and Hong Kong Financial Reporting Standards and have been properly prepared in compliance with the applicable disclosure requirements of the Hong Kong Companies Ordinance.

### KPMG

Certified Public Accountants  
8th Floor, Prince's Building  
10 Chater Road  
Central, Hong Kong  
6 April 2016



# Consolidated Statement of Comprehensive Income

for the year ended 31 December 2015 (Expressed in Hong Kong dollars)

	Note	2015 \$ million	2014 \$ million
Turnover	5	2,902	2,647
Operating costs before depreciation, amortisation and impairment	6	(39)	(37)
<b>Operating profit before depreciation, amortisation and impairment</b>	7	<b>2,863</b>	2,610
Depreciation and amortisation	8	(3,116)	(3,115)
Loss on disposal of fixed assets		(33)	(37)
<b>Operating loss after depreciation, amortisation and impairment</b>		<b>(286)</b>	(542)
Interest and finance income	9(a)	143	183
Interest and finance expenses	9(b)	(455)	(534)
Share of profit of associate	18	89	88
<b>Loss before unrealised gains/losses</b>		<b>(509)</b>	(805)
Net (losses)/gains on changes in fair value of financial instruments	10	(68)	42
<b>Loss before taxation</b>		<b>(577)</b>	(763)
Income tax	11(a)	117	148
<b>Loss and total comprehensive income for the year wholly attributable to the sole shareholder of the Corporation</b>	12	<b>(460)</b>	(615)

The notes on pages 26 to 82 form part of these financial statements.

# Consolidated Statement of Financial Position

at 31 December 2015 (Expressed in Hong Kong dollars)

	Note	2015 \$ million	2014 \$ million
<b>Assets</b>			
Fixed assets	14(a)	58,333	60,327
Interest in leasehold land held for own use under operating leases	14(a)	4,049	4,388
Construction in progress	15	3,371	2,164
Deferred expenditure	16	1,188	1,188
Interest in associate	18	301	267
Derivative financial assets	27(e)	156	224
Other financial assets	19	552	552
Interest and other receivables	20	1,749	1,606
Cash and cash equivalents	21	7,358	6,381
		<b>77,057</b>	<b>77,097</b>
<b>Liabilities</b>			
Interest and other payables	22	83	96
Accrued charges and provisions for capital projects	23	49	277
Interest-bearing borrowings	24	10,695	11,690
Deferred income	25	10,892	9,119
Deferred tax liabilities	11(c)	542	659
		<b>22,261</b>	<b>21,841</b>
<b>Net Assets</b>		<b>54,796</b>	<b>55,256</b>
<b>Capital and Reserves</b>			
Share capital	26(b)	39,120	39,120
Reserves		15,676	16,136
<b>Total Equity</b>		<b>54,796</b>	<b>55,256</b>

Approved and authorised for issue by the Managing Board on 6 April 2016

**Professor K C Chan**  
Chairman of the Managing Board

**Professor Anthony Cheung Bing-leung**  
Member of the Managing Board

**Edmund K H Leung**  
Chief Officer

The notes on pages 26 to 82 form part of these financial statements.

# Consolidated Statement of Changes in Equity

for the year ended 31 December 2015 (Expressed in Hong Kong dollars)

	Share capital \$ million	Retained profits \$ million	Total equity \$ million
Balance at 1 January 2014	39,120	16,751	55,871
Changes in equity for 2014:			
Loss for the year	–	(615)	(615)
Total comprehensive income for the year	–	(615)	(615)
Balance at 31 December 2014 and 1 January 2015	<b>39,120</b>	<b>16,136</b>	<b>55,256</b>
Changes in equity for 2015:			
Loss for the year	–	(460)	(460)
Total comprehensive income for the year	–	(460)	(460)
Balance at 31 December 2015	<b>39,120</b>	<b>15,676</b>	<b>54,796</b>

The notes on pages 26 to 82 form part of these financial statements.

# Consolidated Cash Flow Statement

for the year ended 31 December 2015 (Expressed in Hong Kong dollars)

	Note	2015 \$ million	2014 \$ million
<b>Operating activities</b>			
Net cash inflow from operations	28	2,252	1,951
<b>Investing activities</b>			
Increase in deposits with banks with more than three months to maturity when placed		(1,846)	(1,395)
Payments for capital expenditure		(15)	(31)
Interest received		61	89
Dividend received from associate		55	8
<b>Net cash outflow from investing activities</b>		<b>(1,745)</b>	<b>(1,329)</b>
<b>Net cash inflow before financing activities</b>		<b>507</b>	<b>622</b>
<b>Financing activities</b>			
Net cash flows on repayment of loans		(1,000)	(789)
Interest paid		(455)	(504)
Net cash inflow relating to derivative financial instruments		82	93
Finance expenses paid		(3)	(10)
<b>Net cash outflow from financing activities</b>		<b>(1,376)</b>	<b>(1,210)</b>
<b>Net decrease in cash and cash equivalents</b>		<b>(869)</b>	<b>(588)</b>
<b>Cash and cash equivalents at 1 January</b>		<b>1,703</b>	<b>2,291</b>
<b>Cash and cash equivalents at 31 December</b>		<b>834</b>	<b>1,703</b>
<b>Analysis of the balances of cash and cash equivalents</b>			
Cash and cash equivalents in the consolidated statement of financial position		7,358	6,381
Less: deposits with banks with more than three months to maturity when placed		(6,524)	(4,678)
Cash and cash equivalents in the consolidated cash flow statement	21	834	1,703

The notes on pages 26 to 82 form part of these financial statements.

# Notes to the Financial Statements

(Expressed in Hong Kong dollars)

## 1 Establishment of the Corporation

The Kowloon-Canton Railway Corporation (“the Corporation”) was incorporated in Hong Kong under the Kowloon-Canton Railway Corporation Ordinance (“the Ordinance”) on 24 December 1982 to undertake the operation of the Hong Kong section of the Kowloon-Canton Railway. The assets, rights and liabilities of the then existing railway were vested in the Corporation on 1 February 1983 in accordance with Section 7 of the Ordinance.

On 8 June 2007, the Legislative Council passed the Rail Merger Bill. Following agreement by the respective parties to the detailed merger transaction terms, the Rail Merger took place on 2 December 2007 (the “Appointed Day”). The Chief Executive of the HKSAR appointed six public officers as members of the Managing Board with effect from the Appointed Day. As provided for under the amendments made to the Ordinance by the Rail Merger Bill, the position of Chief Executive Officer has been left vacant, with a Chief Officer, who is not a member of the Managing Board, being appointed by the Board to be responsible for managing the day-to-day business of the Corporation.

## 2 Rail Merger with MTR Corporation Limited (“MTRCL”)

The Rail Merger Ordinance permitted the granting of a long-term service concession (the “Service Concession”) in respect of the Corporation’s rail and bus operations and the sale of certain rail-related assets (the “Purchased Rail Assets”), certain subsidiaries and property-related rights and interests of the Corporation, to MTRCL.

Since the Appointed Day, the Corporation has been responsible for monitoring MTRCL’s compliance with its obligations under the merger transaction, including revenue sharing, annual payments and the specified day-to-day activities of the Corporation outsourced to MTRCL. The Corporation, besides meeting its obligations under the merger transaction, retains responsibility for the management and financing of its debts, for investing any available funds and for managing its remaining subsidiaries and other assets excluded from the merger transaction (the “Excluded Assets”).

### Service Concession

The Service Concession grants MTRCL the right to operate the Corporation’s existing railway lines (including the Kowloon Southern Link which was completed in August 2009) and other rail-related businesses (“concession assets”) for a period of 50 years (the “Concession Period”). Under the Service Concession, MTRCL receives all revenues generated from the operation of the Corporation’s rail network and other rail-related businesses. During the Concession Period, MTRCL is responsible for the daily operations and maintenance of the transport operations and will fund all related operating capital expenditure, including the improvement and replacement of the Corporation’s railway network assets. The Corporation does not have responsibility for any railway or bus operations during the Concession Period.

In consideration for the Service Concession, MTRCL agreed to make a fixed annual payment of \$750 million and, commencing after the first 36 months, an additional variable annual payment based on revenue generated above the first \$2.5 billion from the operation of the Corporation’s rail network and other rail-related businesses during each financial year of MTRCL. The variable payments are computed at 10% of such revenue between \$2.5 billion and \$5 billion; 15% of such revenue between \$5 billion and \$7.5 billion; and 35% of such revenue above \$7.5 billion.



## 2 Rail Merger with MTR Corporation Limited (“MTRCL”) (continued)

### Service Concession (continued)

The Corporation’s role during the Concession Period essentially comprises the following duties:

- (i) acting as the grantor of the Service Concession to MTRCL, monitoring the compliance of MTRCL with the terms of the Service Concession and receiving concession payments from MTRCL;
- (ii) holding legal and beneficial title to all assets not forming part of the sale to MTRCL, such as the initial concession assets, which are defined as the physical assets including the Corporation’s railway land required for the operation of the Corporation’s railway system which were capitalised by the Corporation immediately prior to the Appointed Day, the Corporation’s shares in the associate and the Excluded Assets; and
- (iii) acting as the borrower and obligor in relation to the Corporation’s existing financial obligations and contingent liabilities.

Should the Corporation undertake any new railway projects during the Concession Period, these would be subject to a service concession granted by the Corporation in favour of MTRCL, with the parties entering into a Supplemental Service Concession Agreement.

## 3 Significant accounting policies

### (a) Statement of compliance

Although not required to do so under the Ordinance, the Corporation has prepared these financial statements in accordance with all applicable International Financial Reporting Standards (“IFRSs”) issued by the International Accounting Standards Board (“IASB”). These financial statements also comply with the applicable disclosure provisions of the Rules Governing the Listing of Securities on The Stock Exchange of Hong Kong Limited and the Hong Kong Companies Ordinance. These financial statements have also been prepared in accordance with all applicable Hong Kong Financial Reporting Standards (“HKFRSs”) issued by the Hong Kong Institute of Certified Public Accountants (“HKICPA”) and accounting principles generally accepted in Hong Kong. A summary of the significant accounting policies adopted by the Corporation and its controlled subsidiaries (the “Group”) is set out below.

The IASB has issued certain new and revised IFRSs that are first effective or available for early adoption for the current accounting period of the Group and the Corporation. The equivalent new and revised HKFRSs consequently issued by the HKICPA have the same effective date as those issued by the IASB and are in all material respects identical to the pronouncements issued by the IASB. Note 4 provides information on any changes in accounting policies resulting from initial application of these developments to the extent that they are relevant to the Group and the Corporation for the current and prior accounting periods reflected in these financial statements.

## Notes to the Financial Statements

(Expressed in Hong Kong dollars)

### 3 Significant accounting policies (continued)

#### (b) Basis of preparation of the financial statements

The measurement basis used in the preparation of the financial statements is the historical cost basis except where stated otherwise in the accounting policies set out below.

The preparation of financial statements in conformity with IFRSs and HKFRSs requires management to make judgements, estimates and assumptions that affect the application of policies and reported amounts of assets, liabilities, income and expenses. The estimates and associated assumptions are based on historical experience and various other factors that are believed to be reasonable under the circumstances, the results of which form the basis of making the judgements about carrying values of assets and liabilities that are not readily apparent from other sources. Actual results may differ from these estimates.

The estimates and underlying assumptions are reviewed on an ongoing basis. Revisions to accounting estimates are recognised in the period in which the estimate is revised if the revision affects only that period, or in the period of the revision and future periods if the revision affects both current and future periods.

Judgements with significant effect on the financial statements and major sources of estimation uncertainty are discussed in note 36.

#### (c) Basis of consolidation

The consolidated financial statements comprise the Corporation and its controlled subsidiaries and the Group's interest in associate made up to 31 December each year.

The financial statements of certain entities held by the Corporation for the sole purpose of developing, on behalf of the Government of the HKSAR ("the Government"), commercial or residential properties along the West Rail, Phase I route are excluded from consolidation on the basis that these are not considered to be controlled subsidiaries as the Corporation has no effective control over nor beneficial interests in the net assets of these entities, other than the amount of capital provided. The Corporation is not entitled to any earnings distribution, nor is it required to ultimately fund any losses which may be sustained by these entities.

Furthermore, the financial statements of The Metropolis Management Company Limited ("MMC"), which was established for the sole purpose of rendering property management services to a commercial property, are also excluded from consolidation on the basis that, under the Equity Sub-participation Agreement which formed part of the merger transaction, the Corporation is obliged to act on MTRCL's instructions in respect of the exercise of any and all rights the Corporation has as a shareholder of MMC. All the beneficial interests to which the Corporation was previously entitled now rest with MTRCL although there has been no direct disposition of the shares of MMC to MTRCL.

### 3 Significant accounting policies (continued)

#### (d) Investments in subsidiaries

An investment in a controlled subsidiary is consolidated into the consolidated financial statements from the date that control commences until the date that control ceases. The Corporation controls an entity when it is exposed, or has rights, to variable returns from its involvement with the entity and has the ability to affect those returns through its power over the entity. When assessing whether the Corporation has power, only substantive rights (held by the Corporation and other parties) are considered.

An investment in an entity in which the Corporation, directly or indirectly, holds more than half of the issued share capital but does not have control or significant influence is excluded from consolidation or equity accounting and is stated at cost less impairment losses, if any, in the Group's and the Corporation's statements of financial position.

Intra-group balances, transactions and cash flows and any unrealised profits arising from intra-group transactions with controlled subsidiaries are eliminated in full in preparing the consolidated financial statements. Unrealised losses resulting from intra-group transactions with controlled subsidiaries are eliminated in the same way as unrealised gains but only to the extent that there is no evidence of impairment.

In the Corporation's statement of financial position, an investment in a controlled subsidiary is stated at cost less impairment losses, if any.

#### (e) Interest in associate

An associate is an entity in which the Group or the Corporation has significant influence, but not control or joint control, over its management, including participation in the financial and operating policy decisions.

An investment in an associate is accounted for in the Group's consolidated financial statements under the equity method and is initially recorded at cost, adjusted for any excess of the Group's share of the acquisition-date fair values of the associate's identifiable net assets over the cost of the investment (if any). Thereafter, the investment is adjusted for the post acquisition change in the Group's share of the associate's net assets and any impairment losses relating to the investment (see note 3(l)). The Group's share of the post-acquisition post-tax results of an associate and any impairment losses for the year are recognised in profit or loss, whereas the Group's share of the post-acquisition post-tax items of an associate's other comprehensive income is recognised in other comprehensive income.

Unrealised profits and losses resulting from transactions between the Group and its associates are eliminated to the extent of the Group's interest in the associate, except where unrealised losses provide evidence of an impairment of the asset transferred, in which case they are recognised immediately in profit or loss.

When the Group ceases to have significant influence over an associate, it is accounted for as a disposal of the entire interest in that associate, with a resulting gain or loss being recognised in profit or loss. Any interest retained in that former associate at the date when significant influence is lost is recognised at fair value and this amount is regarded as the fair value on initial recognition of a financial asset.

## Notes to the Financial Statements

(Expressed in Hong Kong dollars)

### 3 Significant accounting policies (continued)

#### (e) Interest in associate (continued)

In the Corporation's statement of financial position, an investment in an associate is stated at cost less impairment losses, if any.

The results of the associates are included in the Corporation's statement of comprehensive income to the extent of dividends received and receivable, providing the dividend is in respect of a period ending on or before the Corporation's financial year end and the Corporation's right to receive the dividend is established before the end of the reporting period.

#### (f) Investments in debt securities

The Group's and the Corporation's policies for investments in debt securities, other than investments in subsidiaries and associates, are as follows.

Investments in debt securities are initially stated at fair value, which is their transaction price unless it is determined that the fair value at initial recognition differs from the transaction price and that fair value is evidenced by a quoted price in an active market for an identical asset or liability or based on a valuation technique that uses only data from observable markets. These investments are subsequently accounted for as follows:

- dated debt securities that the Group and the Corporation have the positive ability and intention to hold to maturity are classified as held-to-maturity securities. Held-to-maturity securities are stated at amortised cost less impairment losses, if any.

Investments are recognised/derecognised on the trade date, which is the date the Group commits to purchase/sell the investments or when the investments expire.

#### (g) Derivative financial assets and liabilities

The Group uses derivative financial instruments to hedge its exposure to currency and interest rate risks arising from operational, financing and investment activities. In accordance with its policies, the Group does not hold or issue derivative financial instruments for trading purposes.

All the Group's derivative financial instruments are recognised initially as derivative financial assets or liabilities at fair value. The fair value of each derivative financial instrument is remeasured at the end of each reporting period, with any resultant gain or loss recognised immediately in profit or loss.

- Fair value hedges

Interest rate swaps are designated as hedges of the variability in the fair value attributable to interest rate risk of certain of the Group's fixed rate interest-bearing borrowings recognised in the financial statements.

Changes in fair value of interest rate swaps designated as hedging instruments in a fair value hedge are recognised in profit or loss.

### 3 Significant accounting policies (continued)

#### (g) Derivative financial assets and liabilities (continued)

- Fair value hedges (continued)

When a hedging relationship ceases to meet the requirements for hedge accounting, any adjustment to the carrying amount of the then hedged item is amortised to profit or loss over the remaining life of the item based on a recalculated effective interest rate from the date the hedging relationship ceases.

#### (h) Fixed assets – investment properties

Investment properties comprise land and/or buildings which are owned or held under a leasehold interest to earn rental income and are held for their investment potential.

Investment properties are stated at cost less accumulated depreciation and impairment losses, if any. Depreciation is calculated to write off the cost of investment properties, using the straight-line method over the shorter of the unexpired term of leases and their estimated useful lives.

Gains or losses arising from the retirement or disposal of an investment property are determined as the difference between the net disposal proceeds and the carrying amount of the item and are recognised in profit or loss on the date of retirement or disposal.

#### (i) Fixed assets – property, plant and equipment

- (i) Property, plant and equipment, including those assets which are the subject of the Service Concession with MTRCL, is stated in the statement of financial position at cost less accumulated depreciation and impairment losses, if any.

During the Concession Period, MTRCL is responsible for the daily operations and maintenance of the railway operations and will fund all related expenditure including the improvement and replacement of the Corporation's railway network assets. Such expenditure on improvement and replacement of the Corporation's railway network assets is defined as Additional Concession Property ("ACP") pursuant to the Service Concession Agreement. According to the Service Concession Agreement, the ACP will be returned to the Corporation at no cost, together with the initial concession assets acquired by the Corporation, upon the expiry or termination of the Concession Period subject to a threshold of \$115.8 billion of cumulative expenditure funded by MTRCL which will be adjusted from time to time pursuant to the provisions of the Service Concession Agreement. As the ACP will be returned together with the initial concession assets acquired by the Corporation before the Rail Merger, the ACP, although funded by MTRCL, is treated in the same way as the initial concession assets and is capitalised in the statement of financial position at cost less accumulated depreciation and impairment losses, if any. The cost of ACP that is funded by MTRCL is credited to deferred income and amortised to profit or loss over the shorter of the useful life of the ACP and the remaining Concession Period.

## Notes to the Financial Statements

(Expressed in Hong Kong dollars)

### 3 Significant accounting policies (continued)

#### (i) Fixed assets – property, plant and equipment (continued)

Property, plant and equipment relating to rail networks and ancillary commercial activities which is the subject of the Service Concession comprises:

- buildings which are situated on leasehold land being classified as held under operating leases (see note 3(k)); and
- other items of plant and equipment including tunnels, bridges, roads, permanent way, rolling stock and other equipment.

The cost of property, plant and equipment vested by the Government has been determined as follows:

- for property, plant and equipment vested on 1 February 1983 – as determined by the Financial Secretary; and
- for property, plant and equipment vested subsequent to 1 February 1983 – based on actual cost as reflected in the Government's records.

The cost of property, plant and equipment acquired by the Group and ACP funded by MTRCL comprises:

- its purchase price, including import duties and non-refundable purchase taxes, after deducting trade discounts and rebates; and
- any costs, such as the costs of material, direct labour, an appropriate proportion of production overheads and interest and finance income/expenses directly attributable to bringing the asset to the location and condition capable of operating in the manner intended by management.

Expenditure incurred by the Group on property, plant and equipment, which is below \$20,000 per item or expected to be fully used within one year, is expensed to profit or loss when incurred.



### 3 Significant accounting policies (continued)

#### (i) Fixed assets – property, plant and equipment (continued)

- (ii) Subsequent expenditure on existing property, plant and equipment, for both concession assets and non-concession assets, is added to the carrying amount of the asset if either future economic benefits will flow to the Group or the condition of the asset will improve beyond its originally assessed standard of performance.

Expenditure incurred by the Group on repairs or maintenance of existing property, plant and equipment to restore or maintain the originally assessed standard of performance of the asset is recognised as an expense when incurred.

Expenditure incurred by MTRCL after the Appointed Day on repairs or maintenance of concession assets is borne by MTRCL.

- (iii) Gains or losses arising from the retirement or disposal of an item of property, plant and equipment, including concession assets, are determined as the difference between the net disposal proceeds attributable to the Group, if any, and the carrying amount of the item and are recognised in profit or loss on the date of retirement or disposal.

#### (j) Depreciation and amortisation

- (i) Depreciation for property, plant and equipment is calculated to write off the cost of an item of property, plant and equipment less its estimated residual value, if any, using the straight-line method over its estimated useful life as follows:

	<b>No. of years</b>
Tunnels, bridges and roads (see note 3(j)(iii)) . . . . .	38-64
Buildings (see note 3(j)(iii)) . . . . .	7-50
Rolling stock . . . . .	2.5-50
Locomotives and wagons . . . . .	5-35
Lifts and escalators . . . . .	20-25
Permanent way comprising rails, ballast, sleepers and concrete civil works (see note 3(j)(iii)) . . . . .	10-50
Machinery and equipment . . . . .	3-45
Telecommunication and signalling systems and air-conditioning plant . . . . .	3-50
Fare collection systems . . . . .	5-20
Mobile phone systems . . . . .	7-15
Tools . . . . .	10-40
Furniture and fixtures . . . . .	3-40
Computer and office equipment (including computer software) . . . . .	3-20
Buses . . . . .	4-17
Other motor vehicles . . . . .	4-15

## Notes to the Financial Statements

(Expressed in Hong Kong dollars)

### 3 Significant accounting policies (continued)

#### (j) Depreciation and amortisation (continued)

- (ii) Where parts of an item of property, plant and equipment have different useful lives, the cost of the item is allocated on a reasonable basis between the parts and each part is depreciated separately. Both the useful life of an asset and its residual value, if any, are reviewed annually. The residual value of an asset is the estimated amount that the Group could currently obtain from disposal of the asset, after deducting the estimated costs of disposal, if the asset was already of the age and in the condition expected at the end of its useful life.
- (iii) Tunnels, bridges, roads, concrete civil works and buildings situated on leasehold land are depreciated over the shorter of the unexpired term of the related lease and their estimated useful lives.

#### (k) Leased assets

- (i) Classification of leased assets

Leases of assets under which the lessee assumes substantially all the risks and rewards of ownership are classified as finance leases. Leases of assets under which the lessor has not transferred substantially all the risks and rewards of ownership are classified as operating leases, except that property held under an operating lease that would otherwise meet the definition of an investment property may be classified as an investment property on a property-by-property basis.

- (ii) Operating lease charges

Where the Group has the use of assets held under operating leases, payments made under the leases are charged to profit or loss in equal instalments over the accounting periods covered by the lease term, except where an alternative basis is more representative of the pattern of benefits to be derived from the leased asset.

Land lease premiums, land resumption costs and other costs directly associated with the acquisition of leasehold land held for own use under operating leases are amortised on a straight-line basis over the period of the lease term. The cost in relation to leasehold land vested by the Government has been determined as follows:

- vested on 1 February 1983 – as determined by the Financial Secretary; and
- vested subsequent to 1 February 1983 – based on actual cost as reflected in the Government's records or the costs incurred by the Corporation directly associated with the acquisition of leasehold land.

### 3 Significant accounting policies (continued)

#### (1) Impairment of assets

##### (i) Impairment of financial assets

All financial assets are reviewed at the end of each reporting period to determine whether there is objective evidence of impairment. Objective evidence of impairment includes observable data that comes to the attention of the Group about one or more of the following loss events:

- significant financial difficulties being experienced by a debtor;
- a breach of contract, such as a default or delinquency in interest or principal payments;
- it becomes probable that the debtor will enter bankruptcy or some form of financial reorganisation; and
- significant changes in the technological, market, economic or legal environment that have an adverse effect on the debtor.

If any such evidence exists, an impairment loss is determined and recognised as follows:

- For interest and other receivables that are carried at cost, the impairment loss is measured as the difference between the carrying amount of the financial asset and the estimated future cash flows, discounted at the current market rate of return for a similar financial asset where the effect of discounting is material.
- For interest and other receivables and other financial assets carried at amortised cost, an impairment loss is measured as the difference between the asset's carrying amount and the present value of estimated future cash flows (taking into account bad and doubtful debts), discounted at the financial asset's original effective interest rate (i.e. the effective interest rate computed at initial recognition of these assets), where the effect of discounting is material. This assessment is made collectively where these financial assets share similar risk characteristics, such as similar past due status, and have not been individually assessed as impaired. Future cash flows for financial assets which are assessed for impairment collectively are based on historical loss experience for assets with credit risk characteristics similar to the collective group.
- Impairment losses on interest and other receivables, and other financial assets are reversed if the subsequent increase in fair value can be objectively related to an event occurring after the impairment loss was recognised. Reversals of impairment losses in such circumstances are recognised in profit or loss to the extent that the cumulative impairment loss has been charged to profit or loss.

## Notes to the Financial Statements

(Expressed in Hong Kong dollars)

### 3 Significant accounting policies (continued)

#### (I) Impairment of assets (continued)

##### (ii) Impairment of other assets

Internal and external sources of information are reviewed at the end of each reporting period to identify indications that any assets, other than financial assets, may be impaired or an impairment loss previously recognised no longer exists or may have decreased.

If any such indication exists, the asset's recoverable amount is estimated.

##### – Calculation of recoverable amount

The recoverable amount of an asset is the greater of its fair value less costs of disposal and value in use. In assessing value in use, the estimated future cash flows are discounted to their present value using a pre-tax discount rate that reflects current market assessments of the time value of money and the risks specific to the asset. Where an asset does not generate cash inflows largely independent of those from other assets, the recoverable amount is determined for the smallest group of assets that generates cash inflows independently (i.e. a cash-generating unit).

##### – Recognition of impairment losses

An impairment loss is recognised in profit or loss if the carrying amount of an asset, or the cash-generating unit to which it belongs, exceeds its recoverable amount. Impairment losses recognised in respect of cash-generating units are allocated to reduce the carrying amount of the assets in the unit (or group of units) on a pro rata basis, except that the carrying value of an asset will not be reduced below its individual fair value less costs of disposal, or value in use, if determinable.

##### – Reversals of impairment losses

An impairment loss is reversed if there has been a favourable change in the estimates used to determine the recoverable amount.

A reversal of an impairment loss is limited to the asset's carrying amount that would have been determined had no impairment loss been recognised in prior years. Reversals of impairment losses are credited to profit or loss in the year in which the reversals are recognised.

### 3 Significant accounting policies (continued)

#### (m) Construction in progress

Assets under construction and capital works for the operating railways are stated at cost incurred by the Corporation (or by MTRCL in the case of ACP) less impairment losses, if any. Costs comprise direct costs of construction, including materials, staff costs and overheads, interest and finance income/expenses and gains or losses arising from changes in fair value of pre-funding investments capitalised during the period of construction or installation and testing. Capitalisation of these costs is suspended or ceases when substantially all the activities necessary to prepare the qualifying asset for its intended use are interrupted or completed. The assets concerned are transferred to fixed assets when substantially all the activities necessary to prepare the assets for their intended use are completed, at which time the assets begin to be depreciated in accordance with the relevant policies. Land lease premiums, land resumption costs and other related costs incurred by the Corporation for the purpose of acquiring the land on which the new railways or extensions to existing railways are to be operated are initially included in construction in progress. These costs are transferred to interest in leasehold land held for own use under operating leases when the related assets are completed and ready for their intended use at which time the costs begin to be amortised in accordance with the relevant policies.

Costs incurred by the Corporation (or MTRCL in the case of ACP) in respect of feasibility studies on proposed railway related construction projects (including consultancy fees, in-house staff costs and overheads) are dealt with as follows:

- where the proposed projects are at a preliminary review stage with no certainty of the proposed project proceeding, the costs concerned are written off to profit or loss as incurred; and
- where the proposed projects are at a detailed study stage, having demonstrated an acceptable financial viability and having obtained the Managing Board's approval to proceed further, the costs concerned are initially dealt with as deferred expenditure and then transferred to construction in progress after the relevant project agreements are reached with the Government.

#### (n) Deferred expenditure

Deferred expenditure relates to costs incurred for proposed railway related construction projects which will be transferred to construction in progress after the relevant project agreements are reached with the Government. The composition of costs and their capitalisation criteria follow that of construction in progress as set out in note 3(m).

## Notes to the Financial Statements

(Expressed in Hong Kong dollars)

### 3 Significant accounting policies (continued)

#### (o) Property development

When the Corporation determines or reaches agreement with property developers to develop a site for resale or for rent, the carrying amount of the leasehold land and existing buildings on the development site are transferred to properties under development. Costs related to the respective projects incurred by the Corporation are also dealt with as properties under development until such time that profit on the development is recognised by the Corporation.

Profits on property development undertaken in conjunction with property developers are recognised in profit or loss as follows:

- where the Corporation receives payments from property developers as a consequence of their participation in a project to develop a property, such payments are set off against the balance in properties under development in respect of that project. Any surplus amounts of payments received from property developers in excess of the balance in properties under development are transferred to deferred income. In such circumstances, further costs subsequently incurred by the Corporation in respect of that project are charged against the related balance of deferred income and any excess is charged to properties under development to the extent it is considered to be recoverable. The balance of deferred income is credited to profit or loss when the property enabling works are completed and acceptable for development and after taking into account the outstanding risks and obligations in connection with the development, if any, retained by the Corporation. The balance of properties under development not previously offset by payments received from property developers is charged to profit or loss where the costs are considered to be irrecoverable, together with provision for losses, if any, borne by the Corporation in respect of the development;
- where the Corporation receives a share of profits from the sale of properties, profits are recognised upon the issue of occupation permits provided that the amounts of revenue and related costs can be measured reliably; and
- where the Corporation retains certain assets of the development, profits are measured based on the fair value of such assets and are recognised at the time of receipt after taking into account the costs incurred by the Corporation in respect of the development and the outstanding risks, if any, retained by the Corporation in connection with the development.

#### (p) Cash and cash equivalents

Cash and cash equivalents comprise cash at bank and in hand, demand deposits with banks and other financial institutions and short-term, highly liquid investments. Cash equivalents are readily convertible into known amounts of cash with an insignificant risk of changes in value and have a maturity of less than three months at acquisition.

For the purposes of the consolidated cash flow statement, cash equivalents exclude bank deposits with a maturity of more than three months when placed but include bank overdrafts that are repayable on demand and form an integral part of the Group's cash management.



### 3 Significant accounting policies (continued)

#### (q) Interest and other receivables

Interest and other receivables are initially recognised at fair value and thereafter are stated at amortised cost using the effective interest method less impairment losses, if any, except where the present value is not determinable because there are no fixed repayment terms. In such cases, interest and other receivables are stated at cost less impairment losses, if any.

#### (r) Interest-bearing borrowings

Interest-bearing borrowings are recognised initially at fair value less attributable transaction costs. Subsequent to initial recognition, the unhedged portion of interest-bearing borrowings is stated at amortised cost with any difference between the cost and redemption value being recognised in profit or loss over the period of the borrowings using the effective interest method.

#### (s) Interest and other payables

Interest and other payables are initially recognised at fair value and thereafter are stated at amortised cost except where the present value is not determinable because there are no fixed payment terms. In such cases, other payables are stated at cost.

#### (t) Employee benefits

- (i) Short term employee benefits and contributions to defined contribution retirement plans

Salaries, annual bonuses, paid annual leave, contributions to defined contribution retirement plans and the cost of non-monetary benefits are accrued in the year in which the associated services are rendered by employees.

- (ii) Termination benefits

Termination benefits are recognised when, and only when, the Group demonstrably commits itself to terminate employment or to provide benefits as a result of voluntary redundancy by having a detailed formal plan which is without realistic possibility of withdrawal.

#### (u) Income tax

- (i) Income tax for the year comprises current tax and movements in deferred tax assets and liabilities. Current tax and movements in deferred tax assets and liabilities are recognised in profit or loss except to the extent that they relate to items recognised in other comprehensive income or directly in equity, in which case the relevant amounts of tax are recognised in other comprehensive income or direct in equity, respectively.
- (ii) Current tax is the expected tax payable on the taxable income for the year, using tax rates enacted or substantively enacted at the end of the reporting period and any adjustment to tax payable in respect of previous years.

## Notes to the Financial Statements

(Expressed in Hong Kong dollars)

### 3 Significant accounting policies (continued)

#### (u) Income tax (continued)

- (iii) Deferred tax assets and liabilities arise from deductible and taxable temporary differences respectively, being the differences between the carrying amounts of assets and liabilities for financial reporting purposes and their tax bases. Deferred tax assets also arise from unused tax losses and unused tax credits.

All deferred tax assets, to the extent that it is probable that future taxable profits will be available against which the assets can be utilised, are recognised. All deferred tax liabilities are recognised.

The amount of deferred tax recognised is measured based on the expected manner of realisation or settlement of the carrying amount of the assets and liabilities, using tax rates enacted or substantively enacted at the end of the reporting period. Deferred tax assets and liabilities are not discounted.

The carrying amount of a deferred tax asset is reviewed at the end of each reporting period and is reduced to the extent that it is no longer probable that sufficient taxable profits will be available to allow the related tax benefit to be utilised. Any such reduction is reversed to the extent that it becomes probable that sufficient taxable profits will be available.

- (iv) Current tax balances and deferred tax balances, and movements therein, are presented separately from each other and are not offset. Current tax assets are offset against current tax liabilities, and deferred tax assets against deferred tax liabilities if the Group or the Corporation has the legally enforceable right to set off current tax assets against current tax liabilities and the following additional conditions are met:
- in the case of current tax assets and liabilities, the Group or the Corporation intends either to settle on a net basis, or to realise the asset and settle the liability simultaneously; or
  - in the case of deferred tax assets and liabilities, if they relate to income taxes levied by the same taxation authority on either:
    - the same taxable entity; or
    - different taxable entities which intend to realise the current tax assets and settle the current tax liabilities on a net basis in the same period.

### 3 Significant accounting policies (continued)

#### (v) Provisions and contingent liabilities

Provisions are recognised for liabilities of uncertain timing or amount when the Group or the Corporation has a legal or constructive obligation arising as a result of a past event, and it is probable that an outflow of economic benefits will be required to settle the obligation and a reliable estimate can be made. Where the time value of money is material, provisions are stated at the present value of the expenditure expected to settle the obligation.

Where it is not probable that an outflow of economic benefits will be required, or the amount cannot be estimated reliably, the obligation is disclosed as a contingent liability, unless the probability of outflow of economic benefits is remote. Possible obligations, whose existence will only be confirmed by the occurrence or non-occurrence of one or more future events are also disclosed as contingent liabilities unless the probability of outflow of economic benefits is remote.

#### (w) Revenue recognition

Revenue is measured at the fair value of the consideration received or receivable. Provided it is probable that the economic benefits will flow to the Group and the revenue and costs, if applicable, can be measured reliably, revenue is recognised in profit or loss as follows:

##### (i) Concession income

Different components of concession income are recognised in profit or loss as follows:

- Fixed annual payments of \$750 million and variable annual payments based on revenue generated from the operation of the Corporation's rail network and other rail-related businesses are recognised when earned during the Concession Period;
- The upfront payment received less the cost of Purchased Rail Assets for the Service Concession and the assets and liabilities assumed by MTRCL are amortised over the Concession Period on a straight-line basis; and
- ACP funded by MTRCL is recognised as deferred income and amortised over the shorter of its useful life and the remaining Concession Period.

##### (ii) Interest income

Interest income is recognised as it accrues using the effective interest method.

##### (iii) Rental income

Rental income receivable under operating leases is recognised in profit or loss in equal instalments over the periods covered by the lease term, except where an alternative basis is more representative of the pattern of benefits to be derived from the use of the leased asset. Lease incentives granted are recognised in profit or loss as an integral part of the aggregate net lease payments receivable. Contingent rentals are recognised as income in the accounting period in which they are earned.

## Notes to the Financial Statements

(Expressed in Hong Kong dollars)

### 3 Significant accounting policies (continued)

#### (w) Revenue recognition (continued)

##### (iv) Other income

Other income is recognised once the related services or goods are delivered and the related risks and rewards of ownership have been transferred.

#### (x) Lease out and lease back transactions

A series of lease out and lease back transactions with third parties is linked and accounted for as one arrangement when the overall economic effect cannot be understood without reference to the series of transactions as a whole and when the series of transactions is closely interrelated, negotiated as a single arrangement and takes place concurrently or in a continued sequence.

The primary purpose of such arrangements is to achieve a particular tax result for the third parties in return for a fee. The arrangements do not, in substance, involve a lease under IAS 17 and HKAS 17 since the Group retains all the risks and rewards incidental to the ownership of the underlying assets and enjoys substantially the same rights to their use as before the transactions were entered into. The transactions are, therefore, not accounted for as leases.

Where commitments to make long-term lease payments have been defeased by the placement of security deposits or by the advances of loans to third parties, they are not recognised in the statement of financial position. Where commitments and deposits or advances of loans to third parties meet the definition of a liability and an asset, they are recognised in the statement of financial position.

The income and expenses arising from the arrangements are accounted for on a net basis in order to reflect the overall commercial effect of the transactions. The net amounts are accounted for as deferred income and are amortised over the applicable lease terms of the transactions.

#### (y) Translation of foreign currencies

Foreign currency transactions during the year are translated into Hong Kong dollars at the foreign exchange rates ruling at the transaction dates. Monetary assets and liabilities denominated in foreign currencies are translated into Hong Kong dollars at the foreign exchange rates ruling at the end of the reporting period.

Non-monetary assets and liabilities that are measured in terms of historical cost in a foreign currency are translated using the foreign exchange rates ruling at the transaction dates. Non-monetary assets and liabilities denominated in foreign currencies that are stated at fair value are translated into Hong Kong dollars using the foreign exchange rates ruling at the dates the fair value was determined.

Exchange gains and losses are recognised in profit or loss.

### 3 Significant accounting policies (continued)

#### (z) Interest and finance income/expenses

(i) Interest and finance income includes:

- interest income from bank deposits and investments;
- interest income arising from delayed reimbursement from MTRCL relating to property development enabling works;
- realised gains arising from derivative financial instruments designated as hedges for borrowings;
- net gains on redemption and disposal of investments; and
- net exchange gains arising from foreign currency transactions.

(ii) The Group's interest and finance income arising from non-derivative financial assets are not classified as at fair value through profit or loss.

Interest and finance income is credited to profit or loss in the period in which it is earned.

(iii) Interest and finance expenses include:

- interest payable on borrowings;
- finance expenses including amortisation of discounts/premiums and ancillary costs incurred in connection with the arrangement of borrowings calculated using the effective interest rate;
- realised losses arising from derivative financial instruments designated as hedges for borrowings;
- net losses on redemption and disposal of investments; and
- net exchange losses arising from foreign currency transactions.

(iv) The Group's interest and finance expenses arising from non-derivative financial liabilities are not classified as at fair value through profit or loss.

Interest and finance expenses are expensed in profit or loss in the period in which they are incurred, except to the extent that they are capitalised as being directly attributable to the acquisition, construction or production of an asset which necessarily takes a substantial period of time to get ready for its intended use or sale.

## Notes to the Financial Statements

(Expressed in Hong Kong dollars)

### 3 Significant accounting policies (continued)

#### (aa) Related parties

- (a) A person, or a close member of that person's family, is related to the Group if that person:
- (i) has control or joint control over the Group;
  - (ii) has significant influence over the Group; or
  - (iii) is a member of the key management personnel of the Group or the Group's parent.
- (b) An entity is related to the Group if any of the following conditions applies:
- (i) The entity and the Group are members of the same group (which means that each parent, subsidiary and fellow subsidiary is related to the others).
  - (ii) One entity is an associate or joint venture of the other entity (or an associate or joint venture of a member of a group of which the other entity is a member).
  - (iii) Both entities are joint ventures of the same third party.
  - (iv) One entity is a joint venture of a third entity and the other entity is an associate of the third entity.
  - (v) The entity is a post-employment benefit plan for the benefit of employees of either the Group or an entity related to the Group.
  - (vi) The entity is controlled or jointly controlled by a person identified in (a).
  - (vii) A person identified in (a)(i) has significant influence over the entity or is a member of the key management personnel of the entity (or of a parent of the entity).
  - (viii) The entity, or any member of a group of which it is a part, provides key management personnel services to the Group or to the Group's parent.

Close members of the family of a person are those family members who may be expected to influence, or be influenced by, that person in their dealings with the entity.

#### (ab) Segment reporting

Operating segments, and the amounts of each segment item reported in the financial statements, are identified from the financial information provided regularly to the Group's direct management team for the purposes of allocating resources to, and assessing the performance of, the Group's various lines of business and geographical locations.



## 4 Changes in accounting policies

The IASB has issued a number of amendments to IFRSs that are first effective for the current accounting period of the Group and the Corporation. The equivalent revised HKFRSs consequently issued by the HKICPA have the same effective date as those issued by the IASB and are in all material respects identical to the pronouncements issued by the IASB. Of these, the following developments are relevant to the Group's financial statements:

- *Annual improvements to IFRSs 2010-2012 cycle and HKFRSs 2010-2012 cycle*
- *Annual improvements to IFRSs 2011-2013 cycle and HKFRSs 2011-2013 cycle*

These two cycles of annual improvements contain amendments to nine standards with consequential amendments to other standards. Among them, IAS 24 and HKAS 24, *Related party disclosures* has been amended to expand the definition of a “related party” to include a management entity that provides key management personnel services to the reporting entity, and to require the disclosure of the amounts incurred for obtaining the key management personnel services provided by the management entity. These amendments do not have an impact on the Group's related party disclosures as the Group does not obtain key management personnel services from management entities.

The Group has not applied any new standard or interpretation that is not yet effective for the current accounting period.

## 5 Turnover

Turnover principally represents revenue from the Service Concession. The amounts of revenue recognised in turnover during the year are as follows:

	2015 \$ million	2014 \$ million
Service Concession income		
– fixed and variable annual payments	2,399	2,222
– amortisation of upfront payment and net liabilities transferred to MTRCL	83	83
Income relating to ACP funded by MTRCL	378	311
Property services (including rental income from MTRCL of \$10 million (2014: nil))	34	23
Income from lease out and lease back transactions	8	8
	<b>2,902</b>	2,647

## Notes to the Financial Statements

(Expressed in Hong Kong dollars)

**6 Operating costs before depreciation, amortisation and impairment**

	2015 \$ million	2014 \$ million
Staff costs	7	7
Government rent and rates	1	1
Cost of services acquired (including services outsourced to MTRCL of \$16 million (2014: \$15 million))	29	24
Others	2	5
	<b>39</b>	<b>37</b>

**7 Operating profit before depreciation, amortisation and impairment**

- (a) Operating profit before depreciation, amortisation and impairment is arrived at after charging/(crediting):

	2015 \$ million	2014 \$ million
Auditor's remuneration	2	2
Emoluments of the Chief Officer who is not a Member of the Managing Board and after crediting:	2	1
Rentals receivable from operating leases less direct outgoings of \$3 million (2014: \$3 million) (including contingent rentals of nil (2014: nil))	<b>(31)</b>	<b>(20)</b>

- (b) No fees have been paid nor are payable to any Member of the Managing Board including the Chairman in 2015 and 2014.

## 7 Operating profit before depreciation, amortisation and impairment (continued)

- (c) Emoluments of the Chief Officer, who is not a Member of the Managing Board, include fixed remuneration which comprises base pay, allowances and gratuities and benefits-in-kind. Details of emoluments are shown below:

	2015 \$ million	2014 \$ million
Mr Edmund K H Leung	1.57	1.38

The ranges of remuneration set out below include the five highest paid employees of the Corporation.

	No. of employees	
	2015	2014
The remuneration of the highest five employees ranges from		
\$2,500,001 – \$3,000,000	–	1
\$2,000,001 – \$2,500,000	1	–
\$1,500,001 – \$2,000,000	1	–
\$1,000,001 – \$1,500,000	1	2
Nil – \$1,000,000	2	2

## 8 Depreciation and amortisation

	2015 \$ million	2014 \$ million
Depreciation:		
– investment properties	2	2
– other assets	3,001	2,998
	<b>3,003</b>	3,000
Amortisation:		
– amortisation of interest in leasehold land held for own use under operating leases	113	115
	<b>3,116</b>	3,115

## Notes to the Financial Statements

(Expressed in Hong Kong dollars)

**9 Interest and finance income/expenses****(a) Interest and finance income**

	2015 \$ million	2014 \$ million
Interest income from deposits	63	87
Interest income from other financial assets	4	3
Interest income from non-derivative financial assets	67	90
Realised gains arising from derivative financial instruments (net)	72	93
Exchange gain (net)	4	–
	<b>143</b>	<b>183</b>

**(b) Interest and finance expenses**

	2015 \$ million	2014 \$ million
Interest expenses on loans	452	508
Finance expenses	3	10
Interest and finance expenses on non-derivative financial liabilities	455	518
Exchange loss (net)	–	16
	<b>455</b>	<b>534</b>

**10 Net (losses)/gains on changes in fair value of financial instruments**

	2015 \$ million	2014 \$ million
Net (losses)/gains on derivative financial instruments	(68)	42

## 11 Income tax

- (a) Income tax in the consolidated statement of comprehensive income represents:

	<b>2015</b> <b>\$ million</b>	2014 \$ million
<i>Current tax</i>		
Provision for Hong Kong Profits Tax at 16.5% (2014: 16.5%) of the estimated assessable profits for the year	–	–
<i>Deferred tax credit</i>		
Origination and reversal of temporary differences	<b>(117)</b>	(148)
	<b>(117)</b>	(148)

The Corporation sustained a loss for tax purposes during the year and has accumulated tax losses carried forward of approximately \$33,700 million at 31 December 2015 (2014: approximately \$32,800 million) which are available to set off against future assessable profits. The tax losses do not expire under current tax legislation.

- (b) Reconciliation between tax credit and accounting loss at applicable tax rates:

	<b>2015</b> <b>\$ million</b>	2014 \$ million
Loss before taxation	<b>(577)</b>	(763)
Tax credit on accounting loss before taxation at 16.5% (2014: 16.5%)	<b>(95)</b>	(126)
Tax effect of non-deductible expenses	<b>81</b>	72
Tax effect of non-taxable income	<b>(103)</b>	(94)
Actual tax credit	<b>(117)</b>	(148)

## Notes to the Financial Statements

(Expressed in Hong Kong dollars)

### 11 Income tax (continued)

(c) Deferred tax assets and liabilities recognised:

The components of deferred tax (assets)/liabilities recognised in the consolidated statement of financial position and the movements during the year are as follows:

	Future benefit of tax losses \$ million	Depreciation allowances in excess of the related depreciation \$ million	Total \$ million
At 1 January 2014	(5,235)	6,042	807
(Credited)/charged to profit or loss	(176)	28	(148)
At 31 December 2014	(5,411)	6,070	659
At 1 January 2015	<b>(5,411)</b>	<b>6,070</b>	<b>659</b>
(Credited)/charged to profit or loss	<b>(148)</b>	<b>31</b>	<b>(117)</b>
At 31 December 2015	<b>(5,559)</b>	<b>6,101</b>	<b>542</b>

### 12 Loss for the year wholly attributable to the sole shareholder of the Corporation

Of the consolidated loss for the year amounting to \$460 million (2014: \$615 million), a loss of \$494 million (2014: \$695 million) has been dealt with in the financial statements of the Corporation.

### 13 Segment reporting

The Group manages its businesses as a whole as the Service Concession is the only reporting segment and virtually all of the turnover and operating loss is derived from activities in Hong Kong. The financial statements are already presented in a manner consistent with the way in which information is reported internally to the Group's direct management team for the purposes of resource allocation and performance assessment. Accordingly, no business and geographical segment information is disclosed in accordance with IFRS 8 and HKFRS 8.



## 14 Fixed assets and interest in leasehold land held for own use under operating leases

- (a) Movements in fixed assets and interest in leasehold land held for own use under operating leases comprise:

	Fixed assets						Interest in leasehold land held for own use \$ million
	Investment properties \$ million	Tunnels, bridges, roads and permanent way \$ million	Buildings \$ million	Rolling stock \$ million	Other equipment \$ million	Total \$ million	
<b>Cost:</b>							
At 1 January 2014	70	29,126	31,100	11,721	20,828	92,845	5,829
Transfer from construction in progress	-	78	18	142	554	792	-
Additions/(reversal of over-accruals)	-	3	-	-	-	3	(3)
Purchase of ACP by MTRCL	-	-	-	-	46	46	-
Disposals	-	(23)	(2)	(92)	(131)	(248)	-
At 31 December 2014	70	29,184	31,116	11,771	21,297	93,438	5,826
At 1 January 2015	70	29,184	31,116	11,771	21,297	93,438	5,826
Transfer from construction in progress	-	100	110	140	654	1,004	-
Reversal of over-accruals	-	-	-	-	-	-	(226)
Purchase of ACP by MTRCL	-	-	-	-	38	38	-
Disposals	-	(53)	(10)	(76)	(193)	(332)	-
Reclassification	-	-	14	-	(14)	-	-
At 31 December 2015	70	29,231	31,230	11,835	21,782	94,148	5,600
<b>Accumulated depreciation, amortisation and impairment:</b>							
At 1 January 2014	42	5,797	7,243	5,495	11,745	30,322	1,323
Charge for the year	2	695	764	616	923	3,000	115
Written back on disposals	-	(15)	(1)	(83)	(112)	(211)	-
At 31 December 2014	44	6,477	8,006	6,028	12,556	33,111	1,438
At 1 January 2015	44	6,477	8,006	6,028	12,556	33,111	1,438
Charge for the year	2	698	765	634	904	3,003	113
Written back on disposals	-	(44)	(8)	(65)	(182)	(299)	-
At 31 December 2015	46	7,131	8,763	6,597	13,278	35,815	1,551
<b>Carrying amounts:</b>							
At 31 December 2015	24	22,100	22,467	5,238	8,504	58,333	4,049
At 31 December 2014	26	22,707	23,110	5,743	8,741	60,327	4,388

## Notes to the Financial Statements

(Expressed in Hong Kong dollars)

### 14 Fixed assets and interest in leasehold land held for own use under operating leases (continued)

- (b) Permanent way principally comprises the cost of rail tracks, sleepers, track base and ballast.
- (c) Other equipment comprises lifts and escalators, telecommunication and signalling systems, machinery, furniture and fixtures, motor vehicles and computer and office equipment.
- (d) The minimum total future amounts receivable under non-cancellable operating leases are expected to be received as follows:

	2015 \$ million	2014 \$ million
Within one year	33	32
After one year but within five years	27	38
	<b>60</b>	70

- (e) The Group has previously entered into a number of individually structured transactions or arrangements with unrelated parties to lease out and lease back assets which include rolling stock, signalling equipment, revenue collection equipment and railway infrastructure. Under each arrangement, the Group has leased the assets to an overseas investor, who has prepaid all the rentals in relation to a lease agreement. Simultaneously, the Group has leased the assets back from the overseas investor and the commitments to make long-term lease payments as set out in pre-determined schedules have been defeased by the placement of security deposits or by the advance of loans to third parties that are not recognised in the consolidated statement of financial position (see note 3(x)). The Group has an option to purchase the overseas investor's leasehold interest in the assets at a pre-determined date for a fixed or agreed amount and it is the intention of the Group to exercise such purchase options. As long as the Group complies with the requirements of the lease agreements, the Group will continue to be entitled to quiet enjoyment of and continued possession, use or operation of the assets subject to these arrangements. The arrangements have been entered into with investors in the United States.

## 14 Fixed assets and interest in leasehold land held for own use under operating leases (continued)

As at 31 December 2015, a portion of the Group's assets (including assets replaced during the lease periods) with a total cost of \$6,306 million (2014: \$6,251 million) and net book value of \$2,322 million (2014: \$2,461 million) is covered by five arrangements (2014: five arrangements). Three arrangements involve rolling stock, with basic lease terms of 17 to 28 years. One arrangement involving the revenue collection system has a basic lease term of 15 years. The remaining arrangement involving railway infrastructure has basic lease terms of between 24 years and 27 years. Since the Group retains risks and rewards incidental to ownership of the underlying assets in respect of each arrangement and enjoys substantially the same rights to their use as before the arrangements were entered into, no adjustment has been made to fixed assets. As a result of these arrangements, the Group has received cash of \$6,358 million at the inception of the arrangements. Assuming exercise of the purchase option in each arrangement, the obligations to make long-term lease payments over the duration of the relevant leases by the Group are expected to be funded by the proceeds to be generated from existing deposits and investments, which are not recognised in the consolidated statement of financial position, over the relevant lease periods. The total estimated net present value of these obligations at the inception of the arrangements amounted to \$6,045 million.

In January 2016, one of the arrangements involving the revenue collection system expired.

The total net amounts of cash received by the Group from the arrangements have been recorded as deferred income and are being amortised to profit or loss over the applicable lease terms of the arrangements.

Under these lease arrangements, letters of credit were arranged by the Group to secure the lease obligations. In 2012, a letter of credit arranged under one of the lease arrangements expired and the Group acquired other financial assets as replacement to pledge against the lease obligations (see note 19).

- (f) In compliance with IAS 16 and HKAS 16 which require an annual review of the estimated useful lives of fixed assets, a review of the estimated useful lives of all major fixed asset categories was undertaken by in-house engineers of MTRCL during the year. As a result, the depreciation charge for the year increased by \$19 million.
- (g) The Group's interest in leasehold land held in Hong Kong under medium-term leases (less than 50 years) amounted to \$4,049 million (2014: \$4,388 million) at 31 December 2015.

## Notes to the Financial Statements

(Expressed in Hong Kong dollars)

**14 Fixed assets and interest in leasehold land held for own use under operating leases (continued)**

- (h) During 2009, the Corporation reclassified certain floors of Citylink Plaza at Sha Tin Station, which are leased out under operating leases, from held for own use to investment property as a result of a change in the terms of the land grant. The revised land grant allows the Corporation to sell these floors separately from the railway network on which Citylink Plaza is situated. The carrying amount and fair value of the Group's investment properties and the level of fair value hierarchy (as defined in note 27(e)) are disclosed below:

	Carrying amount at 31 December 2015 \$ million	Fair value at 31 December 2015 \$ million	Fair value measurements as at 31 December 2015 categorised into		
			Level 1 \$ million	Level 2 \$ million	Level 3 \$ million
Investment properties	24	2,066	-	2,066	-
	24	2,066	-	2,066	-

	Carrying amount at 31 December 2014 \$ million	Fair value at 31 December 2014 \$ million	Fair value measurements as at 31 December 2014 categorised into		
			Level 1 \$ million	Level 2 \$ million	Level 3 \$ million
Investment properties	26	1,927	-	1,927	-
	26	1,927	-	1,927	-

Valuation techniques and inputs used in Level 2 fair value measurements:

- The fair value of the investment properties was estimated with reference to recent average transaction prices of properties with comparable rental value.

## 15 Construction in progress

Construction in progress comprises:

	2015 \$ million	2014 \$ million
Balance at 1 January	2,164	1,259
Costs incurred during the year	15	15
Purchase of ACP by MTRCL	2,196	1,682
Transfer to fixed assets or leasehold land	(1,004)	(792)
Balance at 31 December	3,371	2,164

## 16 Deferred expenditure

(a) Deferred expenditure comprises:

	2015 \$ million	2014 \$ million
<b>Shatin to Central Link</b>		
Balance at 1 January and 31 December	1,188	1,188

- (b) The Government has indicated that the Shatin to Central Link (“the SCL”), upon completion, may be vested in or leased to the Corporation and operated by MTRCL through an additional or supplemental service concession arrangement. A suitable arrangement of vesting the SCL in or leasing it to the Corporation will be made in due course with Government policy approval properly sought. Although the final details of the arrangement are subject to Government policy approval as noted above, management are confident that the recovery of the costs incurred to date by the Corporation on the SCL will be achieved over the duration of the additional or supplemental service concession arrangement with MTRCL.
- (c) As at 31 December 2015, land related costs totalling approximately \$6 million (2014: \$6 million) directly associated with the acquisition of leasehold land for the purpose of the SCL are included in the balance of deferred expenditure. These costs will be transferred to interest in leasehold land when the land is vested in the Corporation by the Government, at which time the costs will begin to be amortised in accordance with the relevant policies.

## Notes to the Financial Statements

(Expressed in Hong Kong dollars)

### 17 Investments in subsidiaries

(a) Details of the subsidiaries listed by principal activities are as follows:

Name of company	Place of incorporation and operation	Particulars of issued and paid up capital	Percentage of shares held by the Corporation
<b>Asset leasing</b>			
Buoyant Asset Limited	Hong Kong	100 ordinary shares	100%
Kasey Asset Limited	Hong Kong	100 ordinary shares	100%
Shining Asset Limited	Hong Kong	100 ordinary shares	100%
Fluent Asset Limited	Hong Kong	100 ordinary shares	100%
Bowman Asset Limited	Cayman Islands	1,000 ordinary shares of US\$1 each	100%
Statesman Asset Limited	Cayman Islands	1,000 ordinary shares of US\$1 each	100%

(b) Details of entities in which the Corporation holds more than half of the issued share capital but does not have control are as follows:

Name of company	Place of incorporation and operation	Particulars of issued and paid up capital	Percentage of shares held by the Corporation
<b>Property development</b>			
West Rail Property Development Limited, and its 11 wholly owned subsidiaries *	Hong Kong	51 'A' shares 49 'B' shares	100% Nil
<b>Property management</b>			
The Metropolis Management Company Limited **	Hong Kong	25,500 'A' shares 24,500 'B' shares	100% Nil

\* These entities are held by the Corporation for the sole purpose of developing commercial or residential property along the West Rail, Phase I route on behalf of the Government. Their financial statements are excluded from consolidation as the Corporation has no effective control over nor beneficial interests in the net assets of these entities, other than the amount of capital provided.

\*\* This entity is held by the Corporation for the sole purpose of rendering property management services to a commercial property. The financial statements are excluded from consolidation on the basis that, under the Equity Sub-participation Agreement which formed part of the merger transaction, the Corporation is obliged to act on MTRCL's instructions in respect of the exercise of any and all rights the Corporation has as a shareholder of MMC. All the beneficial interests to which the Corporation was previously entitled now rest with MTRCL although there has been no direct disposition of the shares of MMC to MTRCL.



## 17 Investments in subsidiaries (continued)

- (c) A summary of consolidated financial information of West Rail Property Development Limited and its subsidiaries based on the management accounts of these companies as of 31 December is as follows:

	2015 \$ million	2014 \$ million
Assets	21,312	13,355
Liabilities	1,998	1,861
Equity	19,314	11,494
Turnover	9,273	3,683
Profit after taxation for the year	7,820	3,063

## 18 Interest in associate

The interest in associate is as follows:

	2015 \$ million	2014 \$ million
Share of net assets	301	267

## Notes to the Financial Statements

(Expressed in Hong Kong dollars)

### 18 Interest in associate (continued)

Details of the associate, which is an unlisted corporate entity and is incorporated and operates in Hong Kong, are as follows:

Name of company	Particulars of issued and paid up capital	Percentage of shares held	Principal activity
Octopus Holdings Limited	42,000,000 ordinary shares	22.1%	Operates a common payment system using Octopus Cards*

\* Octopus Holdings Limited facilitates commuters to use the Octopus Cards for the transportation services along the KCR railway system.

A summary of financial information of the associate based on its consolidated management accounts as of 31 December and a reconciliation of the net assets of the associate to the carrying amount in the consolidated financial statements are as follows:

	2015		2014	
	Gross amounts of the associate (100%) \$ million	Group's effective interest (22.1%) \$ million	Gross amounts of the associate (100%) \$ million	Group's effective interest (22.1%) \$ million
Assets	5,375	1,188	4,857	1,073
Liabilities	4,011	887	3,651	806
Equity (Net assets)	1,364	301	1,206	267
Turnover	966	213	877	194
Profit after tax for the year	409	89	394	88
Other comprehensive income	(1)	–	(1)	–
Total comprehensive income	408	89	393	88
Dividend paid	250	55	35	8

## 19 Other financial assets

Other financial assets comprise:

	2015 \$ million	2014 \$ million
Held-to-maturity debt securities – unlisted	552	552

In 2012, the Group acquired certain financial assets to replace the expired letter of credit arranged under one of the lease arrangements as pledge of the lease obligations (see note 14(e)).

## 20 Interest and other receivables

(a) Interest and other receivables comprise:

	2015 \$ million	2014 \$ million
Interest receivable	14	8
Debtors, deposits, prepayments and revenue in arrears	31	31
Amount due from MTRCL relating to property under development	–	35
Amount due from MTRCL	1,704	1,532
	<b>1,749</b>	1,606

The amount due from MTRCL relating to property under development represented property development enabling work costs incurred by the Corporation. The amount was reimbursed from MTRCL when the joint venture for the respective property development site was formed in accordance with the Merger Framework Agreement during 2015.

(b) Interest and other receivables are expected to be recovered as follows:

	2015 \$ million	2014 \$ million
Within one year	1,742	1,602
After one year	7	4
	<b>1,749</b>	1,606

## Notes to the Financial Statements

(Expressed in Hong Kong dollars)

**20 Interest and other receivables (continued)**

(c) Included in interest and other receivables are debtors with the following ageing analysis:

	<b>2015</b> <b>\$ million</b>	2014 \$ million
Current	<b>19</b>	24
Deposits, prepayments and revenue in arrears	<b>12</b>	7
	<b>31</b>	31

**21 Cash and cash equivalents**

Cash and cash equivalents comprise:

	<b>2015</b> <b>\$ million</b>	2014 \$ million
Deposits with banks		
– within three months to maturity when placed	<b>826</b>	1,688
– more than three months to maturity when placed	<b>6,524</b>	4,678
Cash at bank and in hand	<b>8</b>	15
Cash and cash equivalents in the consolidated statement of financial position	<b>7,358</b>	6,381
Less: deposits with banks with more than three months to maturity when placed	<b>(6,524)</b>	(4,678)
Cash and cash equivalents in the consolidated cash flow statement	<b>834</b>	1,703

## 22 Interest and other payables

(a) Interest and other payables comprise:

	<b>2015</b> <b>\$ million</b>	2014 \$ million
Interest payable	<b>67</b>	79
Deposits and advances	<b>11</b>	11
Creditors and accrued charges	<b>5</b>	6
	<b>83</b>	96

(b) Interest and other payables are expected to be settled as follows:

	<b>2015</b> <b>\$ million</b>	2014 \$ million
Within one year	<b>70</b>	83
After one year	<b>13</b>	13
	<b>83</b>	96

(c) Included in interest and other payables are interest payable and creditors with the following ageing analysis:

	<b>2015</b> <b>\$ million</b>	2014 \$ million
Due within one month or on demand	<b>24</b>	36
Due between three months to six months	<b>46</b>	46
Total interest payable and creditors	<b>70</b>	82
Deposits and advances	<b>11</b>	11
Accrued charges	<b>2</b>	3
	<b>83</b>	96

## Notes to the Financial Statements

(Expressed in Hong Kong dollars)

### 23 Accrued charges and provisions for capital projects

The balance includes accrued charges and provisions for claims on land resumption and business losses related to capital projects. Accrued charges will be settled upon certification of work done. Provisions for claims relate to the West Rail and East Rail Extensions projects.

The balance includes an aggregate amount of \$49 million (2014: \$277 million) payable to the Government for accrued charges and provisions for claims in relation to the West Rail, East Rail Extensions and Shatin to Central Link projects. The provisions for claims amounted to \$43 million (2014: \$271 million).

The movement of provisions for claims and accrued charges related to capital projects is as follows:

	2015 \$ million	2014 \$ million
<b>Provisions for claims</b>		
Balance at 1 January	271	282
Reversal of over-accruals	(226)	–
Amount utilised	(2)	(11)
Balance at 31 December	43	271
<b>Accrued charges</b>		
Balance at 1 January and 31 December	6	6
	49	277

During 2015, the Corporation reviewed the status of potential claims outstanding and assessed that a significant amount of the provision for these outstanding claims was no longer required based on the most recent transaction records. Accordingly, a provision for claims amounting to \$226 million was reversed.

Accrued charges and provisions for capital projects are expected to be settled or utilised as follows:

	2015 \$ million	2014 \$ million
Within one year	11	18
After one year	38	259
	49	277



## 24 Interest-bearing borrowings

(a) Interest-bearing borrowings comprise:

	2015		2014	
	Carrying amount \$ million	Fair value \$ million	Carrying amount \$ million	Fair value \$ million
Capital market instruments				
HK dollar notes due 2019 – see (c) below	1,292	1,362	1,291	1,358
HK dollar notes due 2024 – see (c) below	413	463	413	455
US dollar notes due 2019 – see (c) below	5,816	6,159	5,815	6,211
HK dollar notes due 2021 – see (c) below	496	553	495	550
HK dollar notes due 2021 – see (c) below	743	807	742	799
HK dollar notes due 2019 – see (c) below	435	464	434	464
HK dollar notes due 2015 – see (c) below	–	–	1,000	1,002
	<b>9,195</b>	<b>9,808</b>	10,190	10,839
Bank loan – see (d) below	1,500	1,500	1,500	1,500
	<b>10,695</b>	<b>11,308</b>	11,690	12,339

(b) The fair values of capital market instruments were determined using discounted cash flow techniques.

(c) The Corporation issued the following notes under its 2009 US\$3 billion medium term note programme:

Date of issue	Nominal value	Interest rate	Maturity	Pricing
28 April 2009	\$1.3 billion	3.5%	2019	At a discount
15 May 2009	\$415 million	4.13%	2024	At a discount
18 May 2009	US\$750 million	5.125%	2019	At a discount
15 June 2009	\$500 million	3.88%	2021	At a discount
9 July 2009	\$750 million	3.82%	2021	At a discount
24 July 2009	\$435 million	3.64%	2019	At a discount
2 February 2010 #	\$1 billion	2.8%	2015	At par

# The notes were repaid in full during 2015.

All the notes issued are unsecured and ranked equally with all of the Corporation's other unsecured senior indebtedness.

## Notes to the Financial Statements

(Expressed in Hong Kong dollars)

### 24 Interest-bearing borrowings (continued)

- (d) As at 31 December 2015, the bank loan is unsecured and interest-bearing at rates ranging from 0.97% (2014: 0.99%) to 1.04% (2014: 1.02%) per annum.
- (e) The covenants attached to the Corporation's interest-bearing borrowings are customary ones.
- (f) The interest-bearing borrowings were repayable as follows:

	2015 \$ million	2014 \$ million
Within one year	1,500	1,000
After one year but within two years	–	1,500
After two years but within five years	7,543	7,540
After five years	1,652	1,650
	<b>10,695</b>	11,690

### 25 Deferred income

- (a) The balance of deferred income at 31 December 2015 includes cash received from property developers for property development sites along Light Rail; cash receipts arising from the lease out and lease back arrangements; the upfront payment received less the cost of Purchased Rail Assets for the Service Concession; assets and liabilities assumed by MTRCL as part of the merger transaction; and the cost of ACP funded by MTRCL less related amortisation. Under the property package of the Rail Merger, the Corporation shall continue to be responsible for the funding of the property enabling works for the eight development sites sold to MTRCL. The cash received from property developers will be set off against costs to be incurred by the Corporation in respect of each property development. The unutilised balance will be credited to profit or loss when the property enabling works are completed and accepted for development and after taking into account the outstanding risks and obligations in connection with the development, if any, retained by the Corporation. The balance relating to the lease out and lease back arrangements is being amortised and credited to profit or loss over the applicable lease terms. The balance relating to the net upfront payment received for the Service Concession and assets and liabilities assumed by MTRCL is being amortised and credited to profit or loss over the Concession Period. The balance relating to ACP is being amortised to profit or loss over the shorter of the useful life of the ACP and the remaining Concession Period.

## 25 Deferred income (continued)

(b) Movements in deferred income comprise:

	<b>2015</b> <b>\$ million</b>	2014 \$ million
Balance at 1 January	<b>9,119</b>	7,805
Net amount received and receivable/(paid and payable)	<b>13</b>	(8)
Deferred income relating to ACP funded by MTRCL	<b>2,234</b>	1,728
Recognised in profit or loss	<b>(474)</b>	(406)
Balance at 31 December	<b>10,892</b>	9,119

(c) Deferred income is expected to be recognised in profit or loss as follows:

	<b>2015</b> <b>\$ million</b>	2014 \$ million
Within one year	<b>459</b>	397
After one year	<b>10,433</b>	8,722
	<b>10,892</b>	9,119

## Notes to the Financial Statements

(Expressed in Hong Kong dollars)

### 26 Capital, reserves and dividends

#### (a) Movements in components of equity

The reconciliation between the opening and closing balances of each component of the Group's consolidated equity is set out in the consolidated statement of changes in equity. Details of the changes in the Corporation's individual components of equity between the beginning and the end of the year are set out below:

#### The Corporation

	Share capital \$ million	Retained profits \$ million	Total \$ million
Balance at 1 January 2014	39,120	16,573	55,693
Changes in equity for 2014:			
Total comprehensive income for the year	–	(695)	(695)
Balance at 31 December 2014 and 1 January 2015	<b>39,120</b>	<b>15,878</b>	<b>54,998</b>
Changes in equity for 2015:			
Total comprehensive income for the year	–	(494)	(494)
Balance at 31 December 2015	<b>39,120</b>	<b>15,384</b>	<b>54,504</b>

- (i) Included in the retained profits of the Group is an amount of \$292 million (2014: \$258 million) being the retained profits attributable to the associate.
- (ii) Pursuant to the relevant provisions of the Ordinance, the reserves available for distribution comprise an amount out of the whole or part of the profits of the Corporation in any financial year after making allowance for any accumulated loss at the end of the financial year prior to the year in which the distribution is declared. The fair value change of financial assets and liabilities, net of related deferred tax, recognised in retained profits are not available for distribution to the sole shareholder because they are not realised profits of the Corporation. As at 31 December 2015, the amount of reserves available for distribution to the sole shareholder amounted to \$15,276 million (2014: \$15,713 million).

## 26 Capital, reserves and dividends (continued)

### (b) Share capital

#### The Corporation

	2015		2014	
	No. of shares	\$ million	No. of shares	\$ million
<b>Authorised: *</b>				
Shares of \$100,000 each	425,000	42,500	425,000	42,500
<b>Issued and fully paid:</b>				
At 31 December	391,200	39,120	391,200	39,120

\* Despite the abolition of the concept of authorised share capital under the new Hong Kong Companies Ordinance (Cap. 622) with effect from 3 March 2014, the authorised share capital of the Corporation disclosed above is governed by the Kowloon-Canton Railway Corporation Ordinance, which sets out the maximum number of shares which can be allotted and issued by the Corporation.

### (c) Capital management

The Corporation's capital includes share capital and reserves.

The entire issued share capital of the Corporation is held by the Financial Secretary Incorporated.

Pursuant to the relevant provisions of the Ordinance, the Corporation may declare dividends to the Government as its sole shareholder. The Financial Secretary may, after consultation with the Corporation and after taking into account the extent of its loans and other obligations, direct the Corporation to declare a dividend.

## 27 Financial risk management and fair values of financial instruments

In the normal course of its business, the Group is exposed to a variety of financial risks: credit risk, interest rate risk, currency risk and liquidity risk. The Group uses derivative financial instruments to hedge certain risk exposures.

The Managing Board has approved policies in respect of credit risk, interest rate risk, currency risk, use of derivative financial instruments and investment of surplus funds. As part of its risk management, the Group identifies and evaluates the financial risks and, where appropriate, hedges those risks in accordance with the policies established by the Managing Board.

The Group documents at the inception of each hedging transaction the relationship between the hedging instrument and hedged item, as well as its risk management objective and strategy for undertaking the transaction. The Group also documents its assessment, both at inception and on an ongoing basis, of whether the derivatives that are used in hedging transactions are effective in offsetting changes in fair values of the hedged items.

## Notes to the Financial Statements

(Expressed in Hong Kong dollars)

### 27 Financial risk management and fair values of financial instruments (continued)

#### (a) Credit risk

The Group's credit risk is primarily attributable to its held-to-maturity debt securities, its deposits and over-the-counter derivative financial instruments entered into for hedging purposes.

The Group has no significant concentrations of credit risk. It has policies in place that limit the amount of credit exposure to any financial institution with which the Group has transactions. The Group can only invest in debt securities issued by or place deposits with financial institutions that meet the established credit rating or other criteria. Derivative counterparties are limited to high-credit-quality financial institutions. The exposures to these credit risks are monitored on an ongoing basis.

The maximum exposure to credit risk is represented by the carrying amount of each financial asset, including derivative financial assets and liabilities, in the consolidated statement of financial position.

	2015 \$ million	2014 \$ million
Other financial assets	552	552
Interest rate swaps	88	86
Currency swaps	68	138
Interest and other receivables	1,749	1,606
	<b>2,457</b>	2,382

#### (b) Interest rate risk

##### (i) Hedging

The Group's interest rate risk arises from its long-term borrowings. Borrowings at variable rates expose the Group to cash flow interest rate risk. Borrowings at fixed rates expose the Group to fair value interest rate risk. The Group aims to maintain the proportion of its fixed rate borrowings at between 30% and 75% of total borrowings. At 31 December 2015, 70% (2014: 64%) of total borrowings were at fixed rates.

The Group enters into receive-fixed-pay-floating interest rate swaps to hedge the fair value interest rate risk arising from fixed rate borrowings as well as to achieve an appropriate mix of fixed and floating rate exposure.



## 27 Financial risk management and fair values of financial instruments (continued)

### (b) Interest rate risk (continued)

#### (ii) Fair value through profit or loss

For interest rate swaps where the hedging relationships do not qualify as fair value hedges or the Corporation does not opt for hedge accounting, changes in their fair values are recognised in profit or loss.

At 31 December 2015, the Group had such interest rate swaps with a notional contract amount of \$1,735 million (2014: \$2,735 million) and net fair value of \$88 million (assets) (2014: \$86 million (assets)), which comprises assets of \$88 million (2014: \$86 million) and liabilities of nil (2014: nil).

#### (iii) Sensitivity analysis

The sensitivity analysis below indicates the instantaneous change in the Group's loss after taxation (and retained profits) that would arise assuming that a general increase/decrease of 100 basis points (bps) in interest rates had occurred at the end of the reporting period and such changes had been applied to re-measure those financial instruments held by the Group which expose the Group to fair value risk at the end of the reporting period. In respect of the exposure to cash flow interest rate risk arising from floating rate non-derivative instruments held by the Group at the end of the reporting period, the impact on the Group's loss after taxation (and retained profits) is estimated as an annualised impact on interest expense or income of such a change in interest rates. The analysis is performed on the same basis for 2014.

Other than for currency swaps where the forward exchange rates are slightly changed by a parallel shift in the interest rates of the underlying currencies, all other variables, in particular spot foreign currency rates, remain constant.

The estimated impact of a general increase/decrease of 100 basis points in interest rates, with all other variables held constant other than the exception mentioned above, on the Group's loss after taxation (and retained profits) is shown below:

	2015		2014	
	\$ million +100 bps	\$ million -100 bps	\$ million +100 bps	\$ million -100 bps
Effect on profit or loss:				
Interest rate swaps	(44)	48	(57)	61
Currency swaps	-	1	(3)	2
(Increase)/decrease in loss after taxation	(44)	49	(60)	63

## Notes to the Financial Statements

(Expressed in Hong Kong dollars)

### 27 Financial risk management and fair values of financial instruments (continued)

#### (c) Currency risk

The Group derives its revenues almost entirely in Hong Kong dollars and is, therefore, exposed to currency risk arising only from borrowings, purchases and capital expenditure payments in relation to the development of new railways that are denominated in foreign currencies.

The Corporation uses forward exchange contracts and currency swaps to hedge its foreign exchange risk. The Corporation's risk management policy is to hedge its foreign currency borrowings into either Hong Kong dollars or United States dollars.

The Corporation may have investments in debt securities and other financial assets from time to time. Where these investments are denominated in foreign currencies other than United States dollars or Hong Kong dollars, the Corporation hedges the exposure into either United States dollars or Hong Kong dollars.

##### (i) Recognised assets and liabilities

Changes in the fair value of currency swaps that could not effectively hedge recognised monetary liabilities denominated in foreign currencies are recognised in profit or loss. The net fair value of currency swaps used by the Corporation as economic hedges of monetary assets and liabilities in foreign currencies at 31 December 2015 and recognised as net derivative financial assets was \$68 million (assets) (2014: \$138 million (assets)), comprising assets of \$68 million (2014: \$138 million) and liabilities of nil (2014: nil).

##### (ii) Fair value through profit or loss

In respect of other receivables and other payables denominated in currencies other than the functional currency, the Corporation ensures that the net exposure is kept to an acceptable level by buying or selling foreign currencies at spot or forward rates where necessary.

All the Group's borrowings are denominated in either Hong Kong dollars or United States dollars. Given this, management does not expect that there will be any significant currency risk associated with the Group's borrowings.

## 27 Financial risk management and fair values of financial instruments (continued)

### (c) Currency risk (continued)

#### (iii) Exposure to currency risk

Based on the notional amounts of the financial assets and liabilities, the following table shows the Group's exposure at the end of the reporting period to currency risk arising from recognised assets or liabilities denominated in a currency other than the functional currency of the Group.

	<b>2015</b> <b>US dollars</b> <b>million</b> <b>(Expressed in</b> <b>foreign</b> <b>currency)</b>	2014 US dollars million (Expressed in foreign currency)
Other financial assets	71	71
Interest and other receivables	4	4
Cash and cash equivalents	42	42
Currency swaps	750	750
Interest and other payables	(4)	(5)
Interest-bearing borrowings	(750)	(750)
Overall net exposure	<b>113</b>	112

#### (iv) Sensitivity analysis

The following table indicates the instantaneous change in the Group's loss after taxation (and retained profits) that would have arisen upon changes to foreign exchange rates to which the Group had exposure at the end of the reporting period, assuming all other risk variables remained constant. Such exposure relates to the portion of United States dollars borrowings, currency swaps, and other assets and liabilities, such as deposits and future contract payments, denominated in foreign currencies.

	Increase/ (decrease) in foreign exchange rate	<b>2015</b> <b>Decrease/</b> <b>(increase)</b> <b>in loss after</b> <b>taxation</b> <b>\$ million</b>	2014 Decrease/ (increase) in loss after taxation \$ million
US dollars	1%	<b>14</b>	15
	(1%)	<b>(14)</b>	(15)

## Notes to the Financial Statements

(Expressed in Hong Kong dollars)

### 27 Financial risk management and fair values of financial instruments (continued)

#### (c) Currency risk (continued)

##### (iv) Sensitivity analysis (continued)

Results of the analysis as presented in the above table represent an aggregation of the instantaneous effects on the Group's loss after taxation (and retained profits) measured in the respective functional currencies, translated into Hong Kong dollars at exchange rates, based on direct quotes, prevailing at the end of the reporting period for presentation purposes.

The sensitivity analysis assumes that the change in foreign exchange rates had been applied to re-measure those financial instruments held by the Group which expose the Group to foreign currency risk at the end of the reporting period. The analysis is performed on the same basis for 2014.

#### (d) Liquidity risk

Liquidity risk represents the Group's ability to meet its contractual obligations. The Group evaluates its liquidity requirements on an ongoing basis. It employs projected cash flow analyses to forecast its future funding requirements. The Group's approach to manage liquidity is to ensure there will be sufficient liquidity to meet its liabilities when they fall due, under both normal and stressed conditions.

The Group aims to secure committed credit facilities well ahead of funding needs. This protects the Group against adverse market conditions which may result in difficulties in raising funds to meet payment obligations. The Group has put in place committed revolving facilities and uncommitted stand-by facilities to cater for short-term liquidity requirements.

The following table shows the time periods after the end of the reporting period during which contractual payments, presented on an undiscounted basis, are due to be made. These payments include, inter alia, interest payments computed using contractual rates (for fixed rate instruments) and rates prevalent at the end of the reporting period (for floating rate instruments), in respect of the Group's non-derivative and derivative financial liabilities which are due to be paid.

## 27 Financial risk management and fair values of financial instruments (continued)

### (d) Liquidity risk (continued)

	Contractual undiscounted cash outflow				Total \$ million	Carrying amount at 31 December \$ million
	Within 1 year or on demand \$ million	More than 1 year but less than 2 years \$ million	More than 2 years but less than 5 years \$ million	More than 5 years \$ million		
<b>2015</b>						
Interest and other payables	(70)	(7)	(2)	(4)	(83)	83
Interest rate swaps	-	-	-	-	-	(88)
Currency swaps						
– outflow	(270)	(269)	(6,215)	-	(6,754)	-
– inflow	299	299	6,284	-	6,882	(68)
Interest-bearing borrowings	(1,933)	(426)	(8,315)	(1,763)	(12,437)	10,695
	(1,974)	(403)	(8,248)	(1,767)	(12,392)	10,622
<b>2014</b>						
Interest and other payables	(83)	(7)	(2)	(4)	(96)	96
Interest rate swaps	-	-	-	-	-	(86)
Currency swaps						
– outflow	(269)	(270)	(6,482)	-	(7,021)	-
– inflow	299	299	6,589	-	7,187	(138)
Interest-bearing borrowings	(1,459)	(1,942)	(8,680)	(1,829)	(13,910)	11,690
	(1,512)	(1,920)	(8,575)	(1,833)	(13,840)	11,562

## Notes to the Financial Statements

(Expressed in Hong Kong dollars)

### 27 Financial risk management and fair values of financial instruments (continued)

#### (e) Fair value measurement

##### (i) Financial assets and liabilities measured at fair value

The following table presents the fair value of the financial instruments measured at the end of the reporting period on a recurring basis, categorised into the three-level fair value hierarchy as defined in IFRS 13 and HKFRS 13, *Fair value measurement*. The level into which a fair value measurement is classified is determined with reference to the observability and significance of the inputs used in the valuation technique as follows:

- Level 1 valuations: Fair value measured using only Level 1 inputs i.e. unadjusted quoted prices in active markets for identical assets or liabilities at the measurement date
- Level 2 valuations: Fair value measured using Level 2 inputs i.e. observable inputs which fail to meet Level 1, and not using significant unobservable inputs. Unobservable inputs are inputs for which market data are not available.
- Level 3 valuations: Fair value measured using significant unobservable inputs

#### Recurring fair value measurements

	Fair value at 31 December 2015 \$ million	Fair value measurements as at 31 December 2015 categorised into		
		Level 1 \$ million	Level 2 \$ million	Level 3 \$ million
<b>Assets</b>				
Derivative financial assets				
– interest rate swaps	88	–	88	–
– currency swaps	68	–	68	–
	156	–	156	–



## 27 Financial risk management and fair values of financial instruments (continued)

### (e) Fair value measurement (continued)

(i) Financial assets and liabilities measured at fair value (continued)

	Fair value at 31 December 2014 \$ million	Fair value measurements as at 31 December 2014 categorised into		
		Level 1 \$ million	Level 2 \$ million	Level 3 \$ million
<b>Assets</b>				
Derivative financial assets				
– interest rate swaps	86	–	86	–
– currency swaps	138	–	138	–
	224	–	224	–

Valuation techniques and inputs used in Level 2 fair value measurements:

- The fair value of the interest rate swaps and currency swaps was based on the present value of the estimated amount that the Group would receive or pay to terminate the swap at the end of the reporting period, taking into account prevailing interest rates, foreign exchange rates and creditworthiness of the swap counterparties. Discounted cash flow techniques were used in determining the fair value of swaps.

## Notes to the Financial Statements

(Expressed in Hong Kong dollars)

**27 Financial risk management and fair values of financial instruments (continued)****(e) Fair value measurement (continued)**

(ii) Fair values of financial assets and liabilities carried at other than fair value

The carrying amounts of the Group's financial instruments carried at cost or amortised cost are not materially different from their fair values as at 31 December 2015 and 2014 except for the following financial instruments, for which their carrying amounts and fair values and the level of fair value hierarchy are disclosed below:

	Carrying amounts at 31 December 2015 \$ million	Fair value at 31 December 2015 \$ million	Fair value measurements as at 31 December 2015 categorised into		
			Level 1 \$ million	Level 2 \$ million	Level 3 \$ million
<b>Assets</b>					
Other financial assets	552	548	548	–	–
	552	548	548	–	–
<b>Liabilities</b>					
Interest-bearing borrowings	(10,695)	(11,308)	–	(11,308)	–
	(10,695)	(11,308)	–	(11,308)	–

## 27 Financial risk management and fair values of financial instruments (continued)

### (e) Fair value measurement (continued)

(ii) Fair values of financial assets and liabilities carried at other than fair value (continued)

	Carrying amounts at 31 December 2014 \$ million	Fair value at 31 December 2014 \$ million	Fair value measurements as at 31 December 2014 categorised into		
			Level 1 \$ million	Level 2 \$ million	Level 3 \$ million
<b>Assets</b>					
Other financial assets	552	547	547	–	–
	552	547	547	–	–
<b>Liabilities</b>					
Interest-bearing borrowings	(11,690)	(12,339)	–	(12,339)	–
	(11,690)	(12,339)	–	(12,339)	–

Valuation techniques and inputs used in Level 2 fair value measurements:

- The fair value of the interest-bearing borrowings was calculated based on discounted cash flows of expected future principal and interest payments.

## 28 Notes to the consolidated cash flow statement

Reconciliation of operating loss after depreciation, amortisation and impairment to net cash inflow from operations

	2015 \$ million	2014 \$ million
Operating loss after depreciation, amortisation and impairment	(286)	(542)
Depreciation and amortisation	3,116	3,115
Loss on disposal of fixed assets	33	37
Increase in other receivables	(144)	(238)
Decrease in other payables and deferred income	(467)	(421)
Net cash inflow from operations	2,252	1,951

## Notes to the Financial Statements

(Expressed in Hong Kong dollars)

### 29 Related parties

The Corporation is wholly owned by the Government. The Corporation has entered into transactions with the Government in respect of the developments of the West Rail, Phase I route, East Rail Extensions and Kowloon Southern Link which are considered to be related party transactions under IAS 24 and HKAS 24 and these are disclosed in notes 1, 3(c) and (i), 6, 16(b) and (c), 17 and 23 to the financial statements. Transactions with Government departments and agencies in the course of their normal dealings with the Corporation are not considered to be related party transactions.

Members of the Managing Board, the key management who are not Members of the Managing Board and parties related to them are also related parties of the Corporation. During the year there were no significant transactions with any such parties other than their remuneration which is disclosed in note 7 to the financial statements.

MTRCL is considered to be a related party of the Corporation under IAS 24 and HKAS 24 as they share a common shareholder, the Government. The Corporation has entered into transactions with MTRCL since the Appointed Day which are considered to be related party transactions and these are disclosed in notes 2, 3(c), (i), (m) and (w), 5, 6, 14, 15, 17, 20 and 25 to the financial statements.

Major related party transactions entered into by the Group in prior years which are still relevant for the current year comprise:

- (i) On 15 September 1998, the Government approved the construction of West Rail, Phase I to be undertaken by the Corporation. The West Rail Project Agreement, which set out how the project was to be undertaken and the respective obligations of the Government and the Corporation in terms of the financing, design, construction and operation of West Rail, Phase I, was signed on 23 October 1998. On 24 February 2000, the Corporation and the Government entered into a shareholding agreement for undertaking all property developments along the West Rail, Phase I route.
- (ii) The Corporation entered into a project agreement for the East Rail Extensions with the Government on 28 February 2003. The project agreement provided for the financing, design, construction and operations of the East Rail Extensions and related services and facilities.
- (iii) The Corporation accepted an offer from the Government to allow the Corporation to proceed with the development of the sites at Ho Tung Lau, Wu Kai Sha and Tai Wai Maintenance Centre in March 2003, October 2005 and July 2006 respectively.

### 30 Corporation statement of financial position

at 31 December 2015

	Note	2015 \$ million	2014 \$ million
<b>Assets</b>			
Fixed assets		58,333	60,327
Interest in leasehold land held for own use under operating leases		4,049	4,388
Construction in progress		3,371	2,164
Deferred expenditure		1,188	1,188
Interest in associate		9	9
Derivative financial assets		156	224
Other financial assets		552	552
Interest and other receivables		1,749	1,606
Cash and cash equivalents		7,358	6,381
		<b>76,765</b>	<b>76,839</b>
<b>Liabilities</b>			
Interest and other payables		83	96
Accrued charges and provisions for capital projects		49	277
Interest-bearing borrowings		10,695	11,690
Deferred income		10,892	9,119
Deferred tax liabilities		542	659
		<b>22,261</b>	<b>21,841</b>
<b>Net Assets</b>		<b>54,504</b>	<b>54,998</b>
<b>Capital and Reserves</b>			
Share capital	26(b)	39,120	39,120
Reserves	26(a)	15,384	15,878
<b>Total Equity</b>		<b>54,504</b>	<b>54,998</b>

Approved and authorised for issue by the Managing Board on 6 April 2016

**Professor K C Chan**  
Chairman of the Managing Board

**Professor Anthony Cheung Bing-leung**  
Member of the Managing Board

**Edmund K H Leung**  
Chief Officer

## Notes to the Financial Statements

(Expressed in Hong Kong dollars)

### 31 Outstanding commitments

Commitments outstanding in respect of capital expenditure not provided for in the financial statements were as follows:

	2015 \$ million	2014 \$ million
Fixed assets – property, plant and equipment		
– authorised and contracted for	–	17
– authorised but not contracted for	372	369
Balance at 31 December	372	386

The above commitments include a capped cost of \$350 million to be borne by the Corporation in respect of park and ride facilities associated with a property development project being undertaken by a subsidiary of West Rail Property Development Limited.

### 32 Retirement benefit scheme

The Group operates a Mandatory Provident Fund Scheme (“MPF Scheme”) under the Hong Kong Mandatory Provident Fund Schemes Ordinance. The MPF Scheme is a defined contribution retirement plan administered by independent trustees. Under the MPF Scheme, the employer and its employees are required to make contributions to the plan at 5% of the employees’ relevant income, subject to a cap of monthly relevant income which was adjusted from \$25,000 to \$30,000 effective from 1 June 2014.

### 33 Debt facilities

(a) Total unutilised debt facilities available to the Group comprise:

	2015 \$ million	2014 \$ million
Short-term uncommitted revolving credit facilities	400	400
Overdraft facilities	30	30
Letters of credit for leveraged leases	1,105	1,106
Revolving loan facility	1,000	1,000
	2,535	2,536

(b) The unutilised debt facilities are expected to expire as follows:

	2015 \$ million	2014 \$ million
Floating rate		
– expiring within one year	827	1,006
– expiring after one year	1,708	1,530
	2,535	2,536

## 34 Contingent liabilities

At 31 December 2015, the Group had contingent liabilities arising from the land resumption claims and certain contractors' claims in respect of the construction of the West Rail and East Rail Extensions projects. The Group has made provisions in the financial statements at 31 December 2015 for its best estimate of amounts which are likely to be payable in connection with these claims which the Group is in the process of resolving. The details of the provisions are set out in note 23 to the financial statements.

## 35 Impairment of railway assets

At 31 December 2015, the Group assessed whether there was any indication of impairment of the Group's railway assets at that date in accordance with the Group's accounting policies for the assessment of asset impairment by comparing the key determinant factors, such as inflation, cost of debt, expected return on equity, to those of 2014.

As a result of this assessment, management considers that no indication of impairment of the railway assets of the Group exists at 31 December 2015 and, accordingly, that no provision for impairment of the Group's railway assets is required at that date.

## 36 Accounting estimates and judgements

### (a) Key sources of estimation uncertainty

Note 27 contains information about the assumptions and their risk factors relating to financial instruments. Other key sources of estimation uncertainty include the assessment of useful lives for depreciation of fixed assets (see note 3(j)), assessment of provisions and contingent liabilities (see notes 3(v), 23 and 34), determination of the recoverability of deferred tax assets (see note 11(c)), assessment of the possibility of implementation of the Shatin to Central Link project (see note 16(b)) and assessment of the outstanding risk and obligations in recognition of profit from property development (see note 25).

### (b) Critical accounting judgements in applying the Group's accounting policies

Critical accounting judgements in applying the Group's accounting policies include the classification of revenue and expenditure as capital or revenue in nature (see note 3(i)(i)), the classification of revenue and cost-recovery, the classification of operating leases or lease-out and lease-back transactions (see note 3(k)(i) and (x)), transfers from construction in progress to fixed assets (see note 3(m)), assessment of controlled subsidiaries and non-controlled entities (see note 3(c)), the categorisation of financial assets and liabilities and impairment of railway assets (see note 35).



## Notes to the Financial Statements

(Expressed in Hong Kong dollars)

### 37 Possible impact of amendments, new standards and interpretations issued but not yet effective for the annual accounting year ended 31 December 2015

Up to the date of issue of these financial statements, the IASB and HKICPA have issued a few amendments and new standards which are not yet effective for the year ended 31 December 2015 and which have not been adopted in these financial statements.

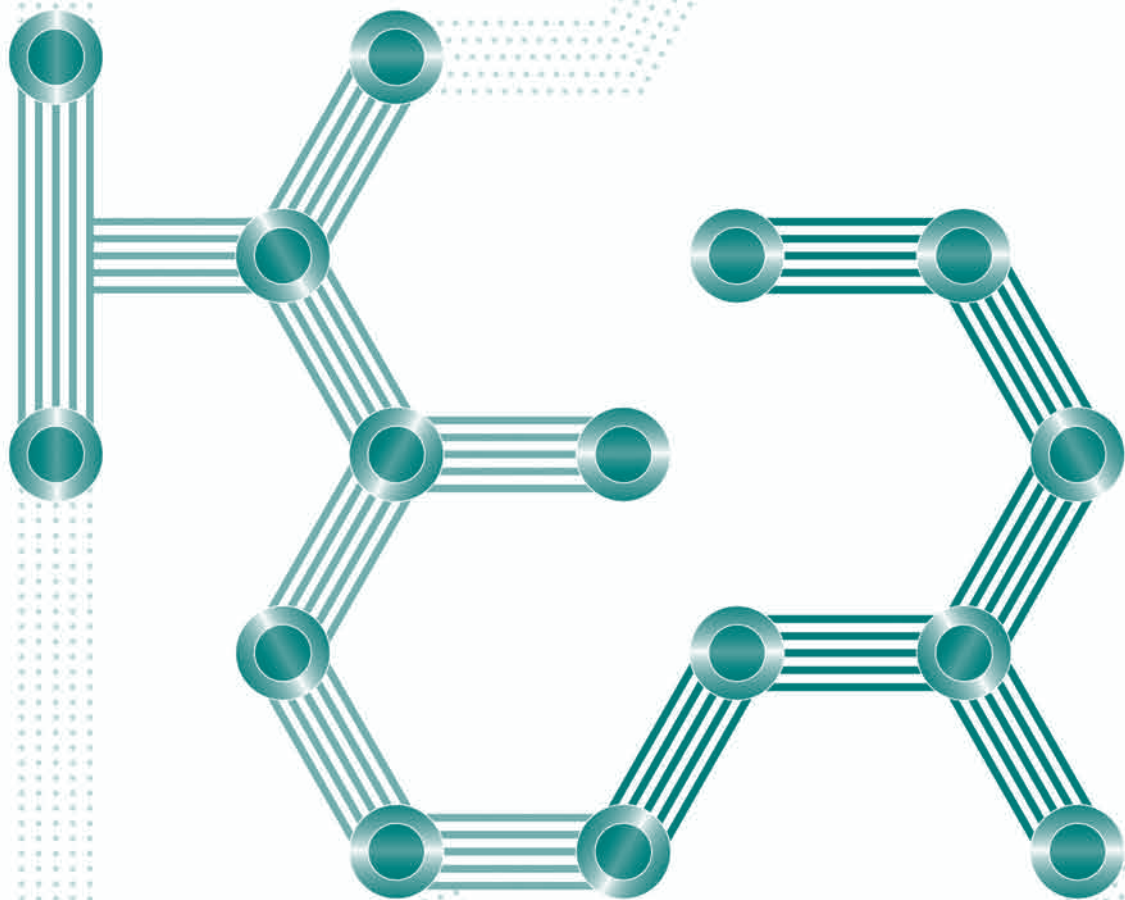
The Group is in the process of making an assessment of what the impact of these amendments is expected to be in the period of initial application. So far it has concluded that the adoption of them is unlikely to have a significant impact on the Group's results of operations and financial position.

The following developments may result in new or amended disclosures in the financial statements:

	<b>Effective for accounting periods beginning on or after</b>
<i>Annual improvements to IFRSs 2012-2014 cycle and HKFRSs 2012-2014 cycle</i>	1 January 2016
Amendments to IFRS 10 and HKFRS 10 and IAS 28 and HKAS 28, <i>Sale or contribution of assets between an investor and its associate or joint venture</i>	1 January 2016
Amendments to IAS 1 and HKAS 1, <i>Disclosure initiative</i>	1 January 2016
Amendments to IAS 16 and HKAS 16 and IAS 38 and HKAS 38, <i>Clarification of acceptable methods of depreciation and amortisation</i>	1 January 2016
IFRS 15 and HKFRS 15, <i>Revenue from contracts with customers</i>	1 January 2018
IFRS 9 and HKFRS 9, <i>Financial instruments</i>	1 January 2018
IFRS 16, <i>Leases</i>	1 January 2019

## Five-Year Statistics

<b>FINANCIAL (HK\$ million)</b>	<b>2015</b>	2014	2013	2012	2011
<b>Statement of Comprehensive Income</b>					
Turnover	<b>2,902</b>	2,647	2,398	2,066	1,675
Operating profit before depreciation, amortisation and impairment	<b>2,863</b>	2,610	2,366	2,035	1,641
Net interest and finance expenses	<b>312</b>	351	357	338	376
Loss before unrealised gains/losses	<b>(509)</b>	(805)	(1,093)	(1,368)	(1,674)
Loss after unrealised gains/losses and taxation	<b>(460)</b>	(615)	(990)	(1,250)	(451)
<b>Statement of Financial Position</b>					
Fixed assets (including interest in leasehold land held for own use under operating leases)	<b>62,382</b>	64,715	67,029	69,260	71,662
Construction in progress	<b>3,371</b>	2,164	1,259	798	631
Deferred expenditure	<b>1,188</b>	1,188	1,188	1,188	1,188
Loan to West Rail Property Development Limited	<b>–</b>	–	–	–	4,405
Other financial assets	<b>552</b>	552	550	550	–
Cash and cash equivalents	<b>7,358</b>	6,381	5,574	6,619	1,410
Other assets	<b>2,206</b>	2,097	1,744	1,508	2,024
<b>Total assets</b>	<b>77,057</b>	77,097	77,344	79,923	81,320
Interest-bearing borrowings	<b>10,695</b>	11,690	12,453	14,769	15,097
Deferred tax liabilities	<b>542</b>	659	807	1,033	1,304
Deferred income	<b>10,892</b>	9,119	7,805	6,800	6,248
Other liabilities	<b>132</b>	373	408	460	560
<b>Total liabilities</b>	<b>22,261</b>	21,841	21,473	23,062	23,209
<b>Total equity</b>	<b>54,796</b>	55,256	55,871	56,861	58,111
<b>Key financial data</b>					
Return on equity (%)	<b>(1)</b>	(1)	(2)	(2)	(1)
Debt/equity ratio	<b>1:5.1</b>	1:4.7	1:4.5	1:3.9	1:3.8
Debt to total capitalisation (%)	<b>16</b>	17	18	21	21
Interest cover (times)	<b>6.8</b>	5.4	4.8	3.9	3.2





## KOWLOON-CANTON RAILWAY CORPORATION

8<sup>th</sup> Floor, Fo Tan Railway House, 9 Lok King Street,  
Fo Tan, New Territories, Hong Kong



This Annual Report is printed on FSC™-certified paper using soy-based inks. Pulps used are elemental chlorine-free. This FSC™ logo identifies products which contain wood from well-managed forests and controlled sources certified in accordance with the rules of the Forest Stewardship Council®.